



Common Ground

*How Public K-12 Schools Are Navigating
Pandemic Disruptions and Political Trends*

By Andrew J. Rotherham, Kelly Robson Foster,
and Michael D. Corral

JANUARY 2023

Beta[★]
BY BELLWETHER

Contents



1 Introduction

2 Executive Summary

3 School Enrollment

4 Student Achievement

5 Student Discipline

6 Guns and School Safety

7 Race and Racism

8 LGBT Rights

9 Appendix

10 Acknowledgments

About the Authors

About Beta by Bellwether

About Bellwether

Introduction

This document is the first of a semi-annual “stocktaking” publication to analyze various political trends impacting education and young people. Bellwether hopes to help the field separate signal from noise and provide context around various issues and trends affecting the sector.

The impact of COVID-19 school closures on schools and students, which we’re only starting to understand, was an obvious starting place for our first project. But while the pandemic has dominated our attention for the past several years, it’s not the only issue in American life. Other issues are stressing Americans, such as mass shootings, inflation, mental health needs, and racism, to name a few. Because schools are institutions that transfer culture and norms and one of the last public venues where Americans regularly come together, schools are often battlegrounds for society’s various debates.

We focus on six issues related to pandemic disruptions and broader cultural debates:

1. School Enrollment
2. Student Achievement
3. Student Discipline
4. Guns and School Safety
5. Race and Racism
6. LGBT Rights

Each topic begins with an overview of the data and research at a societal level, then takes a closer look at how it is affecting the education sector and how schools are navigating it.

We hope the data shared here will help stakeholders have a starting point for discussion of complicated questions.

Our goal is to provide a clear fact base for discussion about complicated issues. It is not to suggest “right” answers on contested questions. We present a great deal of public opinion data not because we believe the majority position is axiomatically the correct one but rather because understanding the landscape is essential. Reasonable people can and will disagree about the best remedies or policies for much of what we describe here. Instead, we seek to establish a common fact base on the premise that **understanding the landscape is the first step toward successfully navigating it.**

*“Everybody is entitled to his own views;
everybody is not entitled to his own facts.”*

—JAMES R. SCHLESINGER, FORMER U.S. SECRETARY OF DEFENSE

Contents



- 1 Introduction
- 2 Executive Summary**
- 3 School Enrollment
- 4 Student Achievement
- 5 Student Discipline
- 6 Guns and School Safety
- 7 Race and Racism
- 8 LGBT Rights
- 9 Appendix
- 10 Acknowledgments
 - About the Authors
 - About Beta by Bellwether
 - About Bellwether

Since the pandemic began, both school enrollment and student achievement are down across the country.

School Enrollment

- Nationally, public school district enrollment dropped 5% from 2019-20 to 2021-22. All grade levels saw declines, but the impact was most acute in pre-K and K.
- Districts that stayed remote longer and those with stricter mask mandates lost a higher percentage of students.
- Enrollment declines were much more pronounced in urban communities, which tend to be predominantly blue.
- Enrollment grew in other school sectors, including charter schools, private schools, virtual schools, and home-schooling.

Student Achievement

- The percentages of students meeting state and national proficiency benchmarks on assessments are down in both reading and math, but more dramatically in math.
- Red states offered their students the opportunity to attend many more days of in-person learning; more opportunities for in-person learning are associated with smaller drops in achievement.
- Students of color and students from low-income families experienced disproportionate learning loss during the pandemic, further exacerbating long-standing gaps.
- Early data from spring 2022 offers some signs that achievement is starting to rebound, though gaps remain.

Schools are struggling with student behavior; school safety concerns are on the rise.

Student Discipline

- Over the past decade, schools have reported increasing rates of classroom disorder and student disrespect of teachers; these and other undesirable behaviors appear to be increasing post-pandemic.
- The public generally sees teachers as unprepared to address student discipline, while teachers point to multiple challenges facing students outside the classroom.
- Exclusionary discipline disproportionately affects male students, Black students, and students with disabilities; it also is correlated with poor academic and long-term outcomes.
- Restorative practices may be a promising alternative to exclusionary discipline, but the research is far from settled.

Guns and School Safety

- The U.S. has more guns than people and more guns per capita than anywhere else in the world; guns have become the leading cause of death for young people ages 1-19.
- Gun purchases and gun violence increased throughout the pandemic.
- Americans generally favor stricter gun control laws, but there's no consensus about what those laws should do.
- Some states have taken up the issue very recently, and Congress' new gun safety law provides funding for community and school-based programming.
- School shootings are top of mind in the aftermath of Uvalde, Texas, and while horrifying, their prevalence varies widely depending on how a "school shooting" is defined.

Social issues have reemerged as a flashpoint.

Race and Racism

- Race and racism emerged as a focus of education leaders following the murder of George Floyd by police in Minnesota.
- Spending on diversity, equity, and inclusion (DEI) consultants and initiatives increased dramatically — leading to some quality problems.
- As DEI work became more prevalent, tension and confusion began to surface.
- Critical race theory (CRT) emerged as a catchall for everything related to DEI, social justice, race, and racism.
- Conservative backlash led to a presidential Executive Order (EO) banning DEI trainings during the Trump administration that sparked similar language in state laws and regulations.
- Teaching U.S. history continues to be a point of contention in schools.

LGBT Rights

- Overall, Americans have become more accepting and supportive of LGBT Americans and social and legal changes have led to greater inclusion.
- In the K-12 system there are debates about curriculum, in particular at what age it is appropriate to teach about ideas like gender theory. For transgender students there are debates about bathroom policy, locker room access, sports participation, and name and pronoun use in schools and school records.
- Views vary on these issues, although in general younger and more left-leaning Americans are in favor of a more expansive view of sexuality, gender, and rights and there is less support for teaching young children these issues relative to older students.

Across this range of issues, six common themes emerged:

Implementation matters.

Some of today's biggest flashpoints are in part a story of poor change management or a lack of support for practitioners. For example, the primary alternative to exclusionary discipline practices, restorative justice, falls apart if teachers lack training, resources, and support to effectively implement it or if it leads to disorder in schools.

Much of the backlash to teachers' efforts to teach about racism in the classroom or to DEI trainings comes from lessons and programs that are poorly designed and poorly implemented, often because of limited or nonexistent resources and support or politicized approaches. Many of the challenges students and teachers faced while navigating virtual learning during the pandemic resulted from a lack of training and resources to do it well.

Definitions matter.

Vague and imprecise language confuses conversations about key political issues. Have there been hundreds of school shootings or just a small handful? Are K-12 schools actually teaching CRT, or are we arguing more broadly about how to teach about contentious issues? Getting clear on how terms like these are defined and being used is key to a more accurate and inclusive debate.



Loud voices often obscure general sentiment.

In a liberal democracy like ours, broad sentiment can be thwarted by organized special interests. A majority of Americans favor background checks for firearm purchases, for example, but special interest groups spend millions of dollars lobbying policymakers against those policies. Polling data consistently suggests that parents are generally happy with their schools, including how they teach about American history and issues of racism, and generally agree on these issues. Yet there's a concerted effort by many advocacy groups to focus on banning certain books or curricula.

School leaders must make time-bound decisions in the face of enormous cross-pressures and, often, conflicting data and input.

When facing decisions about complex issues, there's rarely an obvious "right" answer. When and how to return to in-person learning is a prime example of this. School leaders had little hard data to guide them in making a decision, and wildly differing perspectives and opinions from students, parents, staff members, community members, politicians, and the media. On student discipline, while there's clear data pointing to the adverse impact of suspensions and expulsions, there's little pointing to a clear alternative. Yet parents and teachers expect orderly schools. Public understanding of issues involving transgender youth is rapidly changing, yet school officials must address situations in the here and now.



There are clear partisan divides on many of these key issues.

Across many of the issues discussed here, people living in red states are having very different experiences than those living in blue states. Red states (and red communities within other states) returned to in-person learning much more quickly than blue states and communities, and as a result in some cases saw smaller drops in post-pandemic student achievement. Red states are overrepresented among the set of states passing laws restricting how schools and teachers address racism as well as among the states debating issues like sports participation for transgender students. Blue states are overrepresented among the states taking action on gun safety. However, there is also evidence that people's perceptions of what their political opponents believe is skewed – and that people are not entirely honest about their views in ways that are not predictably right or left.

Pandemic-related school closings cast a long shadow.

Although schools are open again, the effects of school closures are not only found in declines in student achievement and student mental health. Lingering hard feelings about school closures are still influencing our politics. People's views about other contested issues, for instance teaching about race and racism or transgender student rights, are intensified by their feelings about school closures.



Contents



- 1 Introduction
- 2 Executive Summary
- 3 School Enrollment**
- 4 Student Achievement
- 5 Student Discipline
- 6 Guns and School Safety
- 7 Race and Racism
- 8 LGBT Rights
- 9 Appendix
- 10 Acknowledgments**
About the Authors
About Beta by Bellwether
About Bellwether

School Enrollment

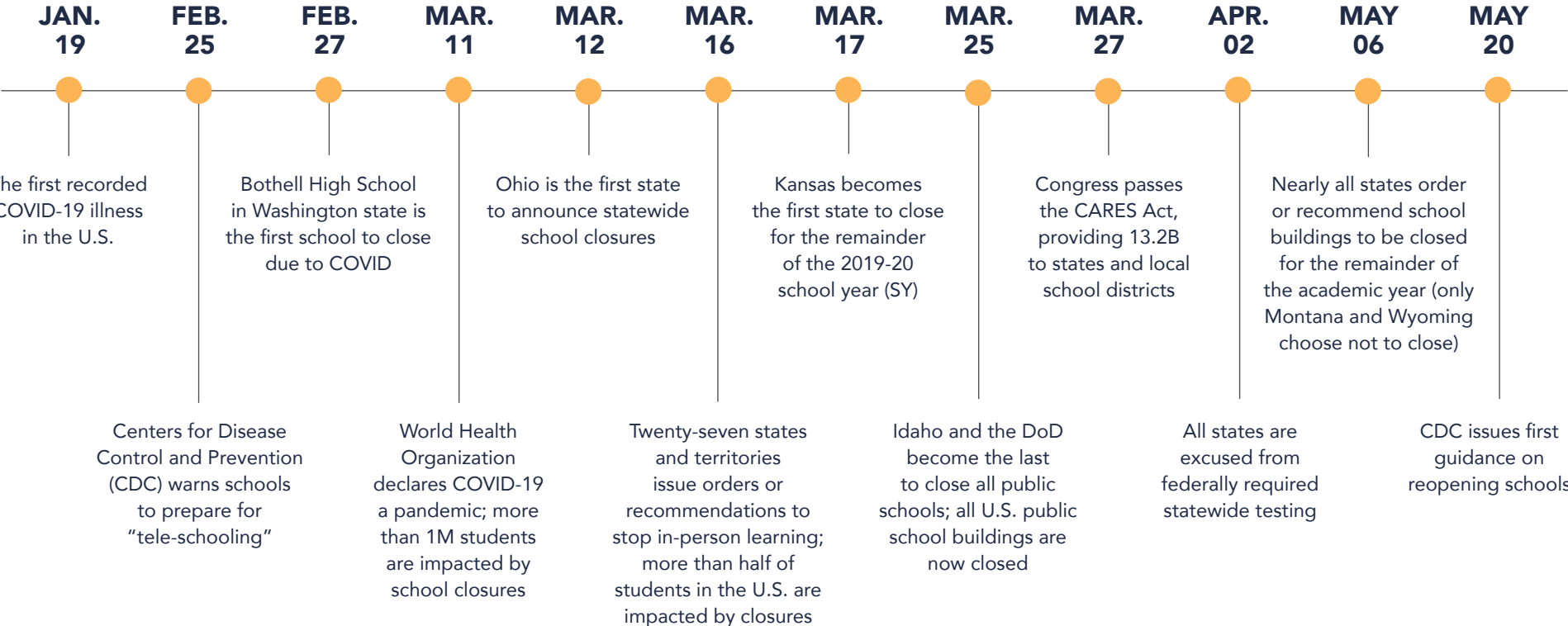
The closure of schools to in-person learning in spring 2020 had an immediate, and potentially long-lasting, effect on student enrollment:

- Nationally, enrollment in public school districts dropped 5% from 2019-20 to 2021-22, meaning that nearly **2.5M students left their public school districts**. Declines were **concentrated in pre-K and K**.
- Districts that **stayed remote longer lost a higher percentage of students** than those that returned to in-person learning more quickly, **as did districts with stricter mask mandates**.
- Enrollment declines were much **more pronounced in blue states** and in districts located in counties that voted for Biden in 2020 (though it's important to note that factors other than politics — like urbanicity — likely also played a role in how these communities and their schools responded to the pandemic).
- While available data do not enable student-level tracking, **enrollment growth in charter schools, private schools, virtual schools, and home-schooling** suggests that many of the 1.3M students who left their local school districts found other options.
- Support for school choice **is high among parents**, suggesting families are open to seeking options outside of their traditional public school district.
- If enrollment declines are permanent, they will have **lasting impacts on districts' finances, facilities plans, and staffing needs**.

The U.S. recorded its first COVID-19 case in January 2020; by late March, nearly all public schools were closed to in-person learning.

Timeline of COVID-Related Public School Closures in the U.S.

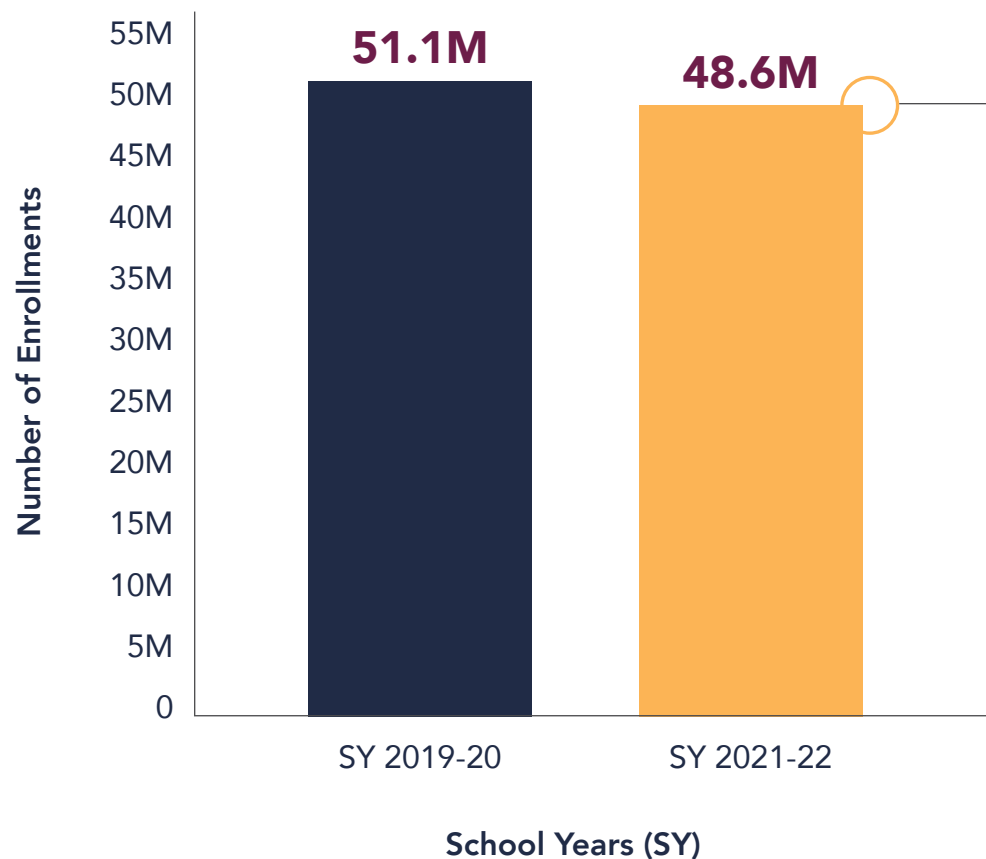
January to May 2020



14 Sources: EdWeek, "Forever Changed: A Timeline of How COVID Upended Schools," 2022; AJMC, "A Timeline of COVID-19 Developments in 2020," 2021; EdWeek, "The Coronavirus Spring: The Historic Closing of U.S. Schools (A Timeline)," 2020.

Over the course of the pandemic, enrollment in public school districts declined nearly 5%.

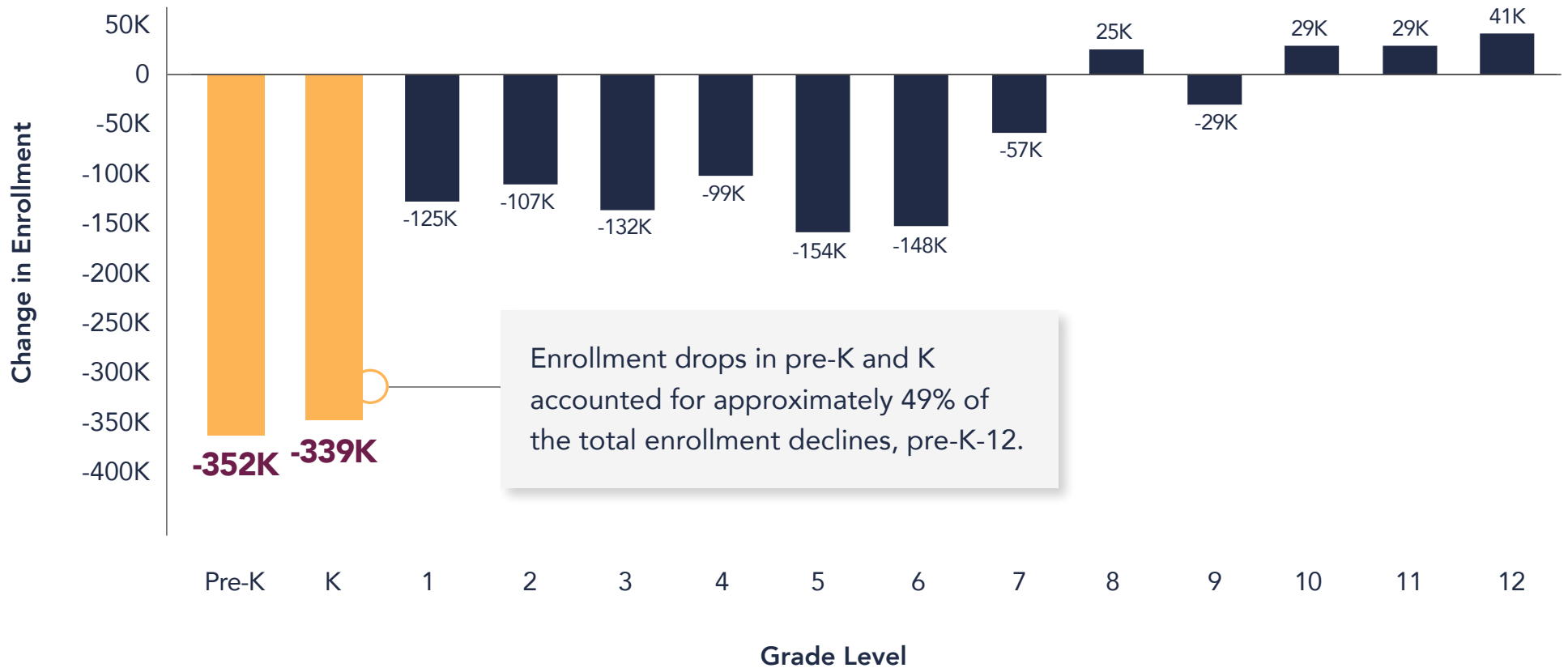
Change in Public District School Enrollment
School Years 2019-20 to 2021-22



A 5% decline in enrollment means that nearly **2.5 million students** left public school districts between SY 2019-20 and 2021-22 — or about **1 out of every 20 students**.

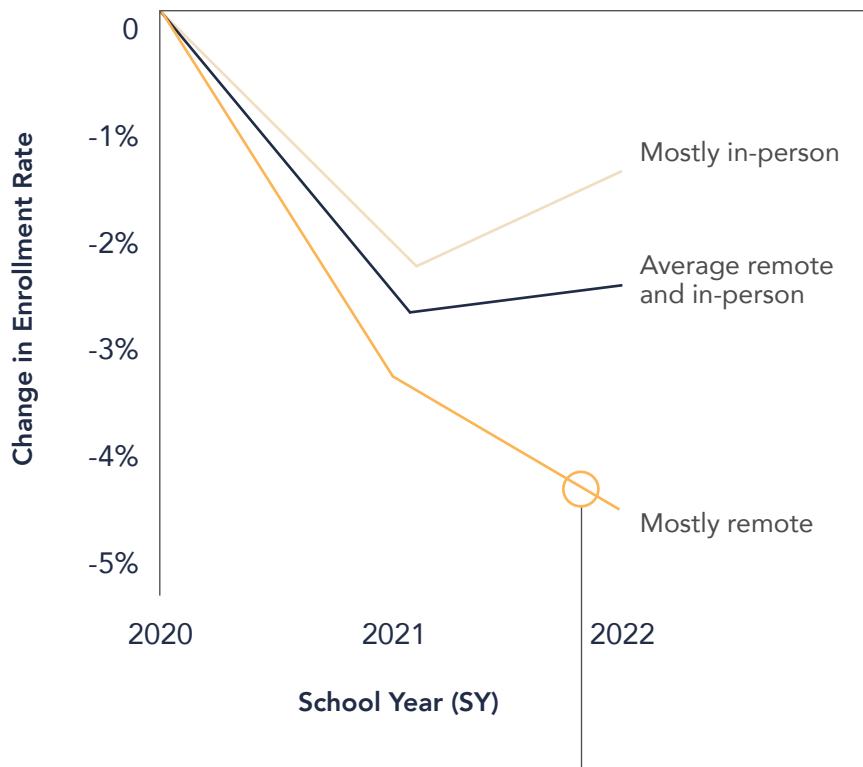
These enrollment declines were concentrated in the early grades.

Change in School Enrollment by Grade
Fall 2019 to Fall 2020



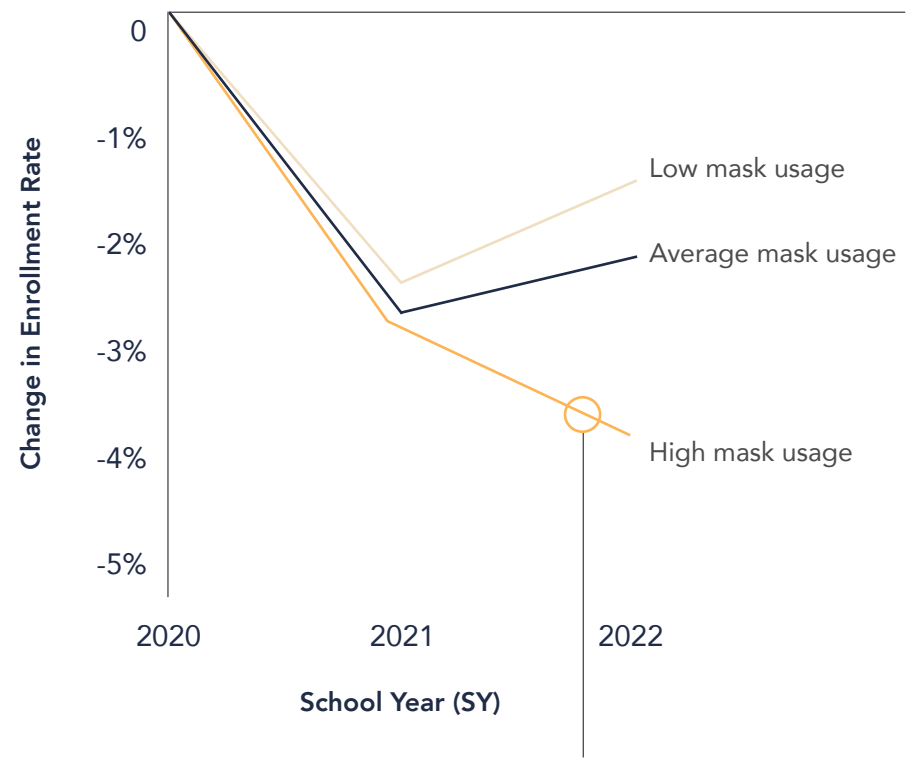
Districts that stayed remote longer and those that enforced masking saw greater declines.

Percent Change in Enrollment Based on Instructional Status
SY 2019-20 to 2021-22



The most remote districts lost nearly 1 out of every 22 students. Remote and hybrid districts lost students as well but saw a slight rebound in enrollment into SY 2021-22, while the most remote districts continued to lose students.

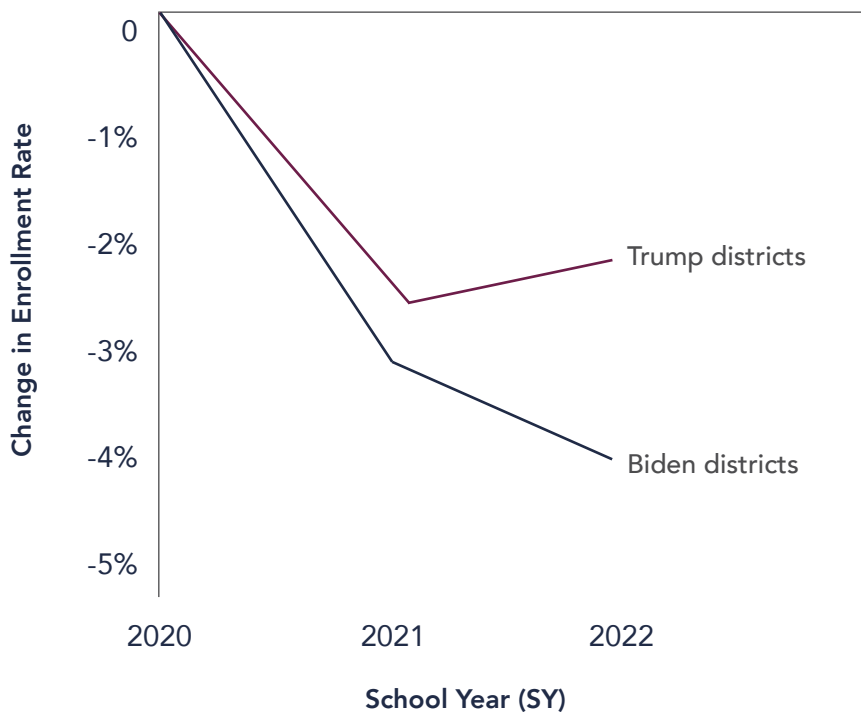
Percent Change in Enrollment Based on Mask Usage
SY 2019-20 to 2021-22



Districts with high mask usage lost 1 out of every 25 students. Districts with less-strict mask usage lost fewer students initially and saw their enrollment rebound slightly into SY 2021-22.

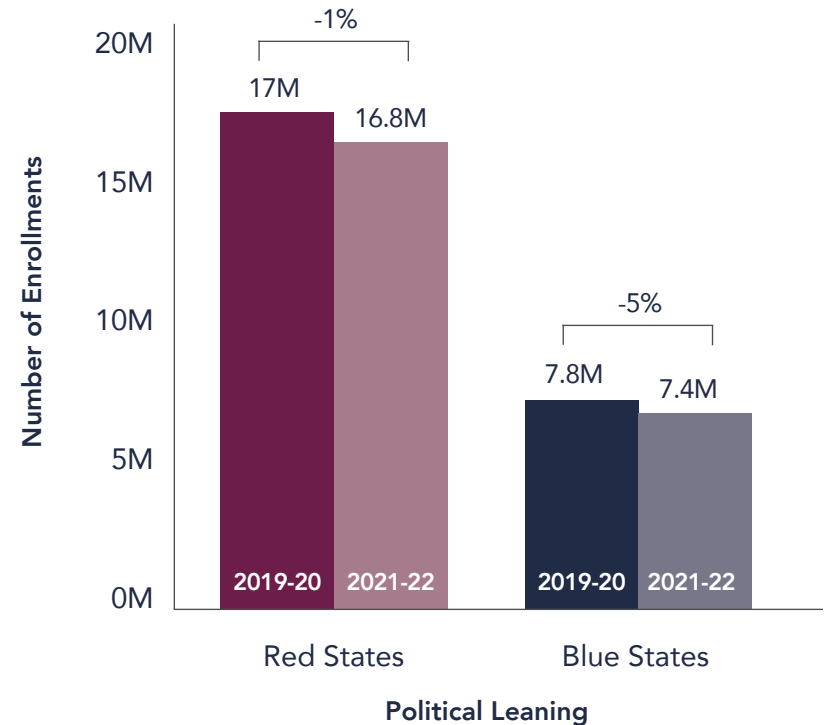
Enrollment declines were more pronounced in blue states and communities compared to red.

Percent Change in Enrollment Based on County's Vote in the 2020 Election
SY 2019-20 to 2021-22



In 2021, school districts in counties that voted for Trump lost fewer students than those in counties that voted for Biden. Enrollment in Trump-voting districts rebounded into 2022, while Biden-voting districts continued to decline, losing nearly 1 out of every 25 students since the beginning of the pandemic.

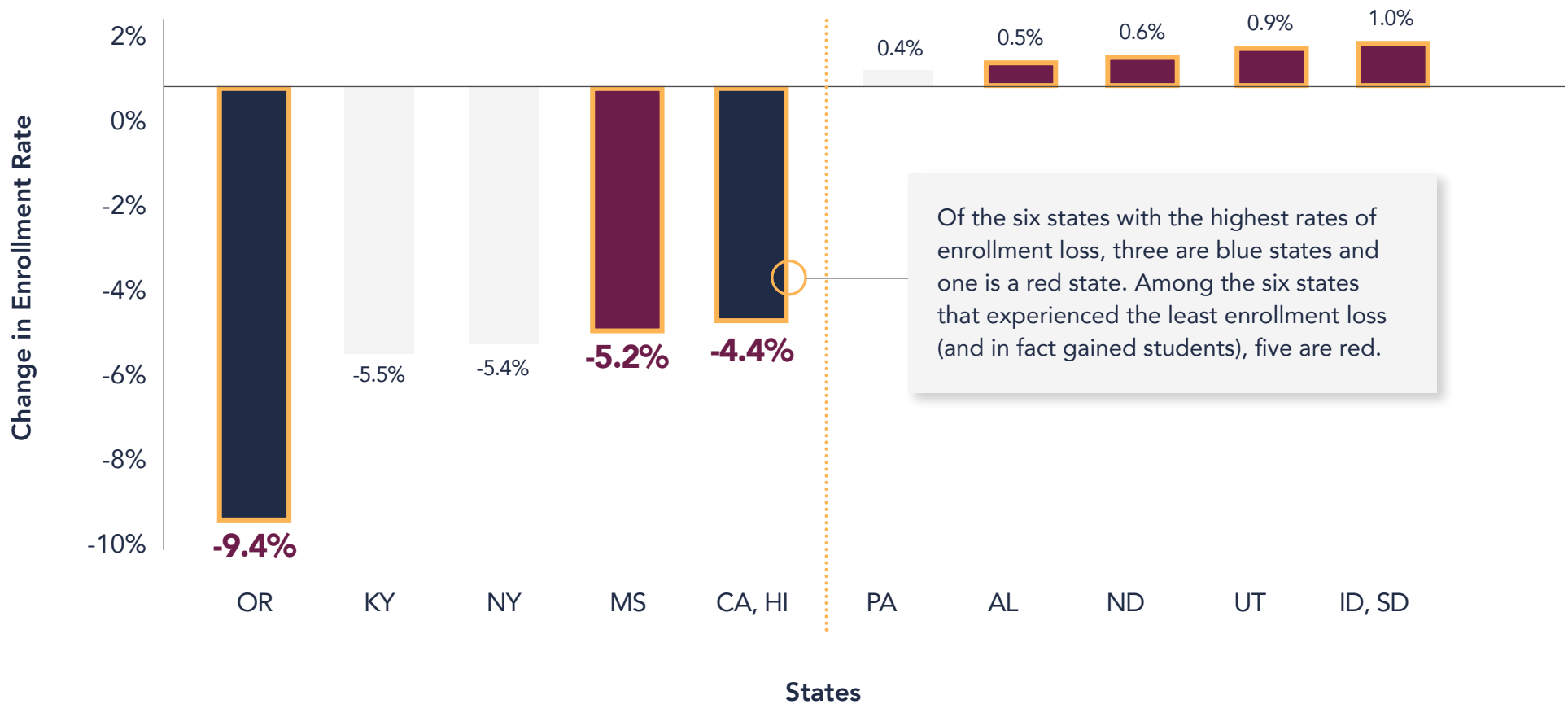
Change in Enrollment Based on State's Political Leaning
SY 2019-20 to 2021-22



Red states combined lost just 1 out of every 100 students compared to blue states, which collectively lost 1 out of every 20 students.

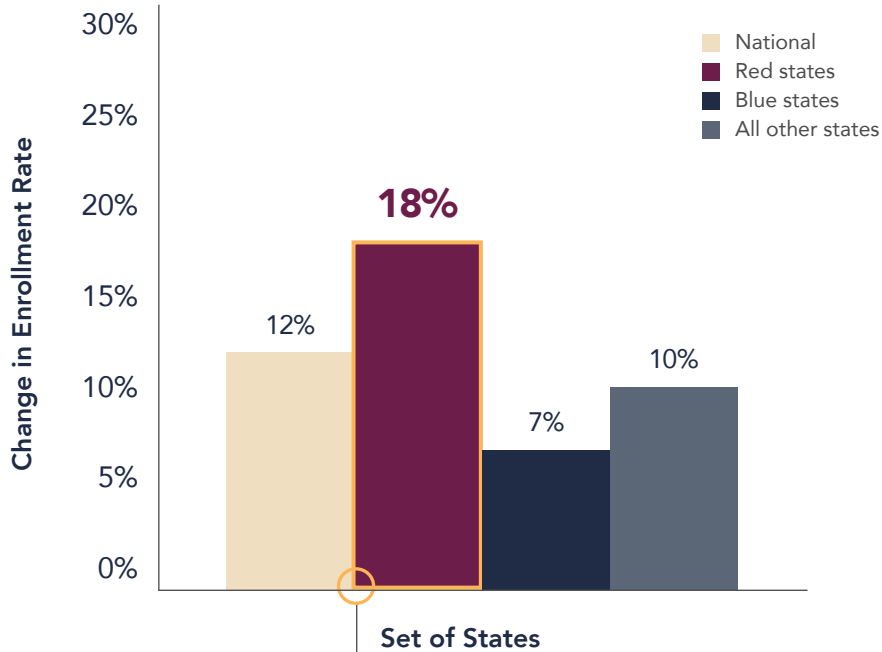
Blue states are overrepresented among those with the largest enrollment drops; several red states saw enrollment increases.

Bottom Six and Top Six States by Percentage Change in Enrollment
 SY 2019-20 to 2021-22



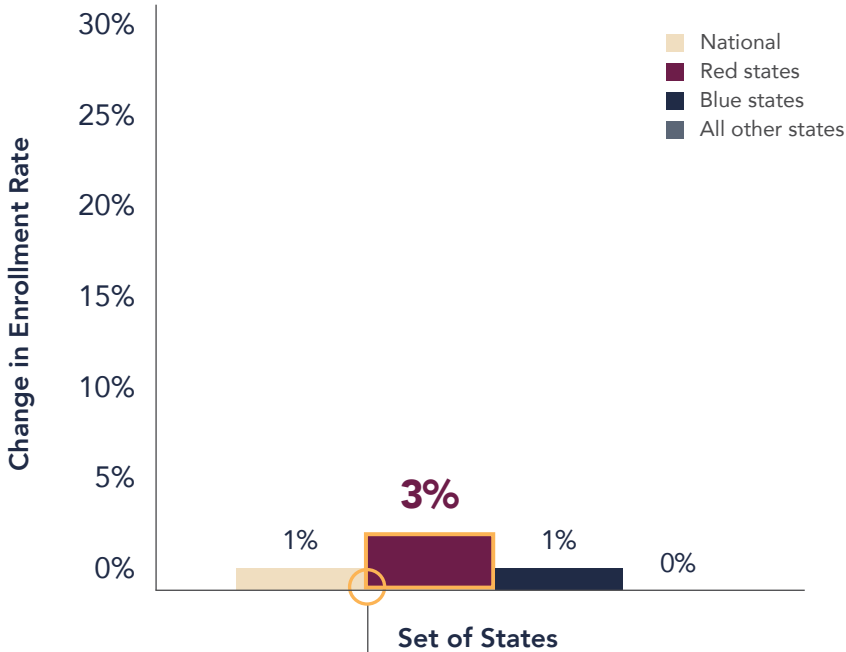
As enrollment in public district schools decreased, enrollment in public charter and virtual schools increased.

Percent Change in Enrollment in Charter Schools
SY 2019-20 to 2021-22



Charter school enrollment rose nationally over the course of the pandemic, with red states driving much of the increase.

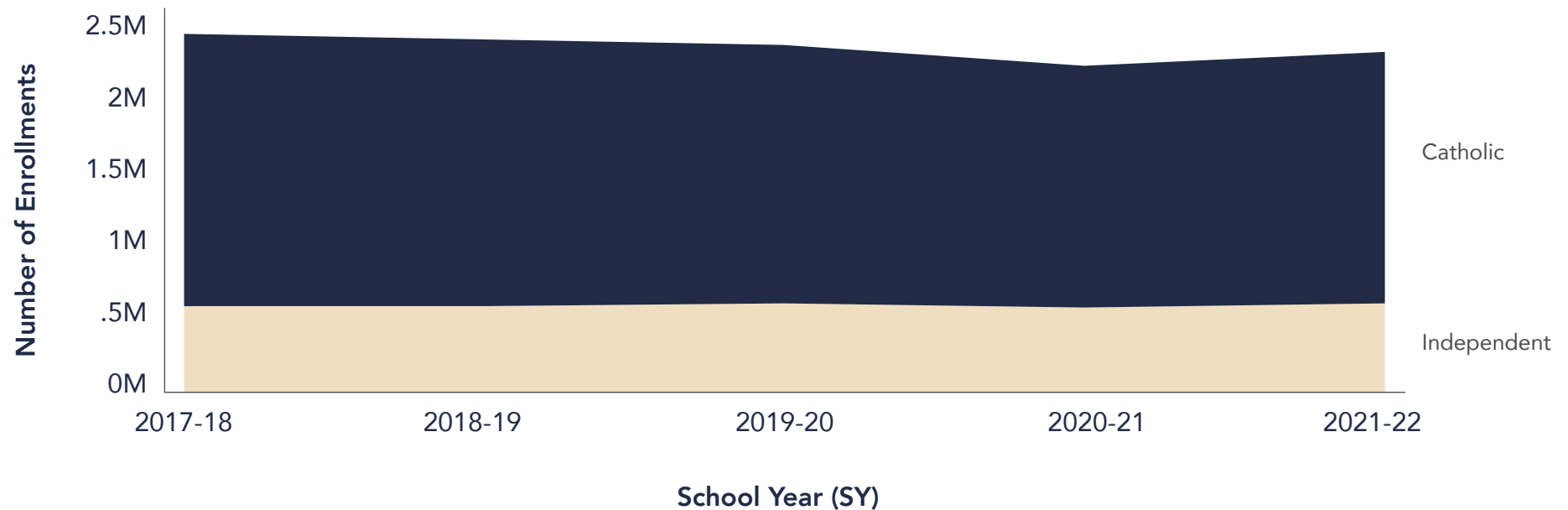
Percent Change in Enrollment in Virtual Schools
SY 2018-19 to 2019-20



Red states also outpaced blue states and the nation as a whole in terms of virtual school enrollment increases.

Independent school enrollment declines have rebounded slightly; Catholic school enrollment is still below pre-pandemic levels.

Enrollment in Private Catholic and Independent Schools SY 2017-18 to SY 2021-22



Prior to the pandemic, enrollment in Catholic schools had been on a decades-long decline. Enrollment dropped 6.4% in SY 2020-21, the largest single-year decline in more than a half-century. While enrollment remains below pre-pandemic levels, in 2021-22 it increased nearly 4% — the largest increase in nearly two decades.

Enrollment in independent schools* was increasing prior to the pandemic. These schools, too, saw a drop in enrollment of approximately 4% in school year 2020-21. Enrollment rebounded above pre-pandemic levels in SY 2021-22.

Home-schooling rates also increased substantially during the pandemic, though long-term trend data are limited.

Collecting data on home-schooling is incredibly difficult.

In many states, parents are not required to notify the state or local district of their intent to home-school, meaning that data — such as counts of home-schooled students — are simply nonexistent. Survey data tend to be the best sources of data, but relying on parents' self-reports of their students' schooling arrangements is not entirely reliable, as home-schooling can mean different things to different people (i.e., some parents may consider a student who is enrolled in a virtual school but learns at home to be home-schooled, while others would not consider this home-schooling).

Nonetheless, national data show home-schooling rates rising consistently from 1999 to 2012, leveling out around 3%. When the pandemic hit, however, numbers began to increase again. National Center for Education Statistics' 2020-2021 Household Pulse Survey, which reports parent-reported data on the status of their children's educations, found that just over 5% of children were reported to be home-schooled across the country.

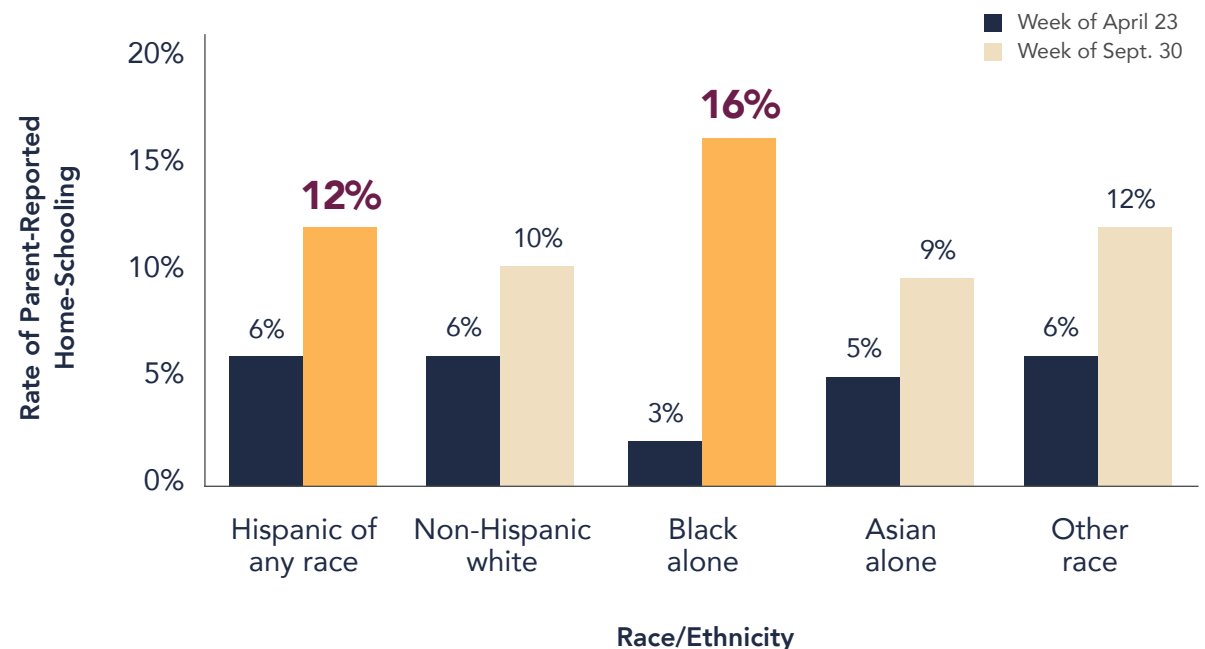


The U.S. Census Bureau offers some insight into how the pandemic has shifted home-schooling rates.

Since the beginning of the pandemic, the Census Bureau has conducted a weekly survey of households, including questions about schooling arrangements. Unsurprisingly, these surveys show a marked increase in the rate of home-schooling.

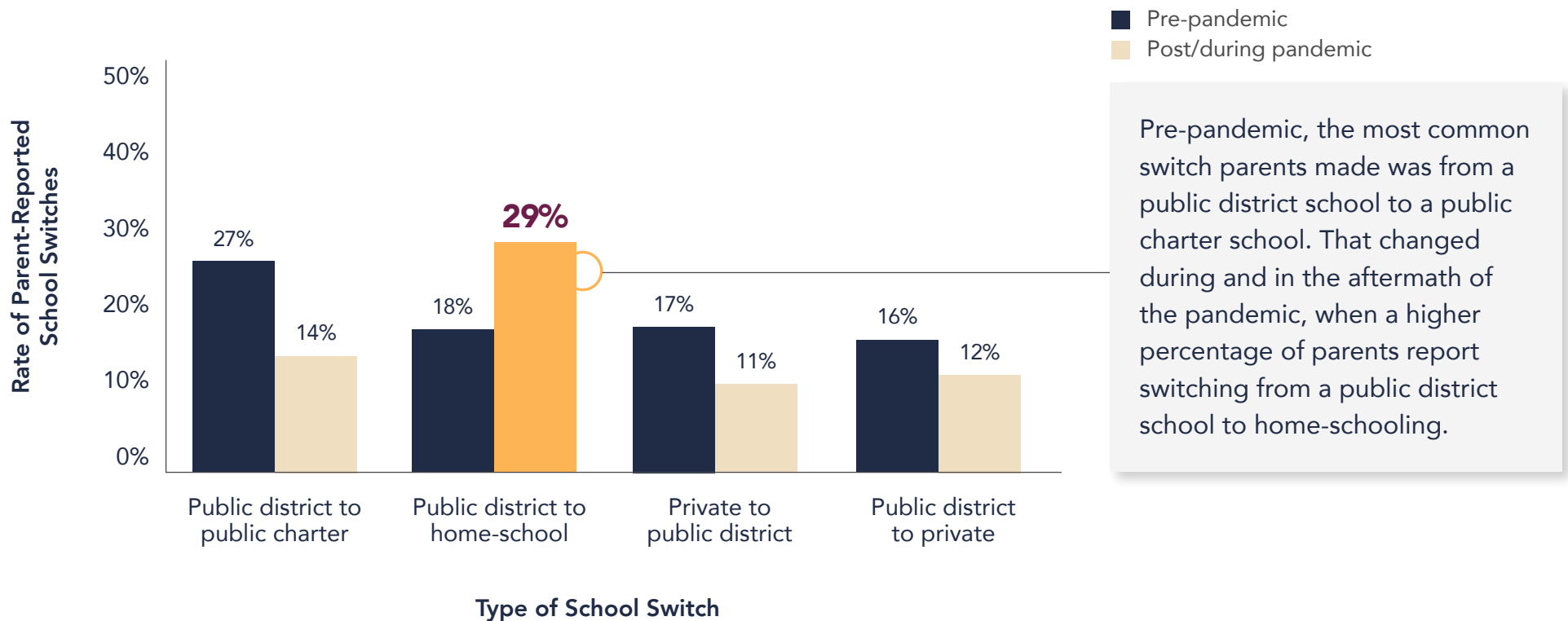
In spring 2020, just over 5% of U.S. households with school-aged children reported they were home-schooling their children. By that fall, 11% of families reported they were home-schooling. The proportion of Black and Hispanic families reporting they were home-schooling increased more than other racial and ethnic groups, as seen in the chart to the right.

Change in Rate of Parent-Reported Home-Schooling, by Race
Weeks of April 23 and Sept. 30, 2020



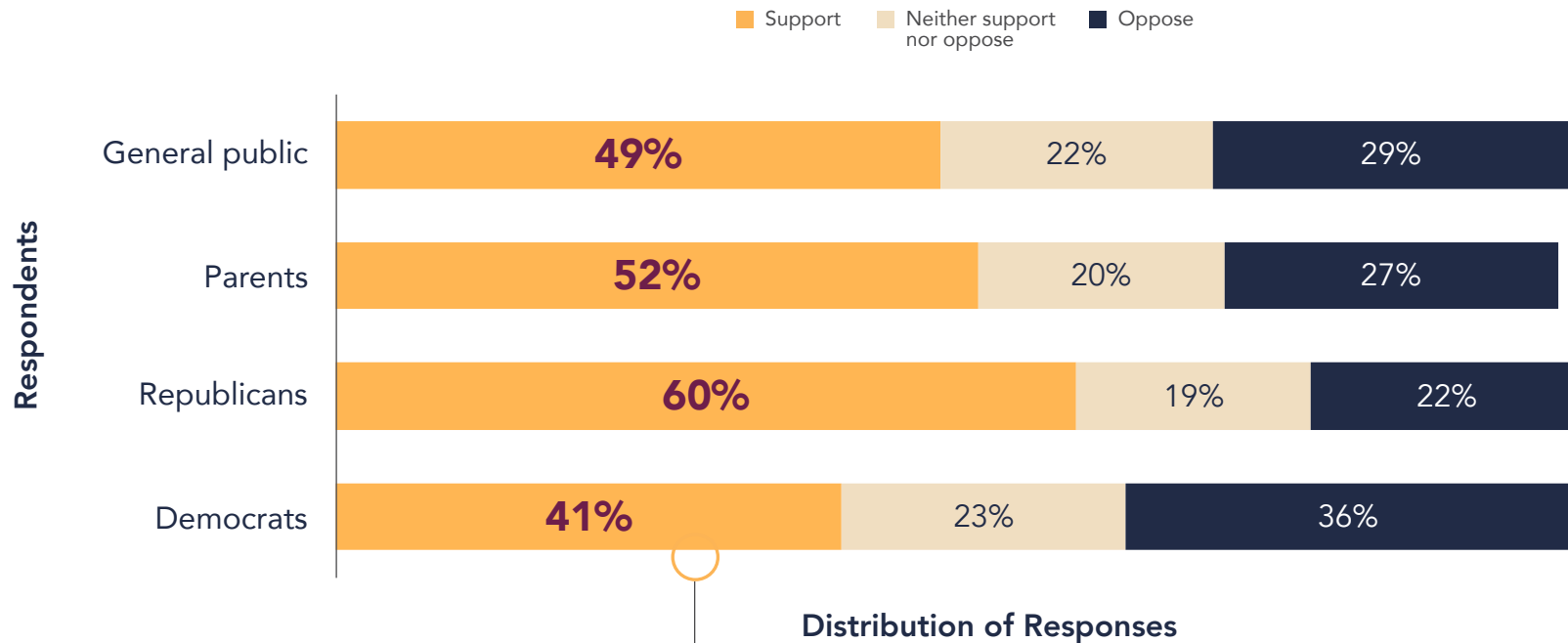
More parents indicate switching to home-schooling post-pandemic compared to pre-pandemic.

Type of School Switches Parents Report Making Pre- and Post-Pandemic 2022



Parental support for school choice is high overall ...

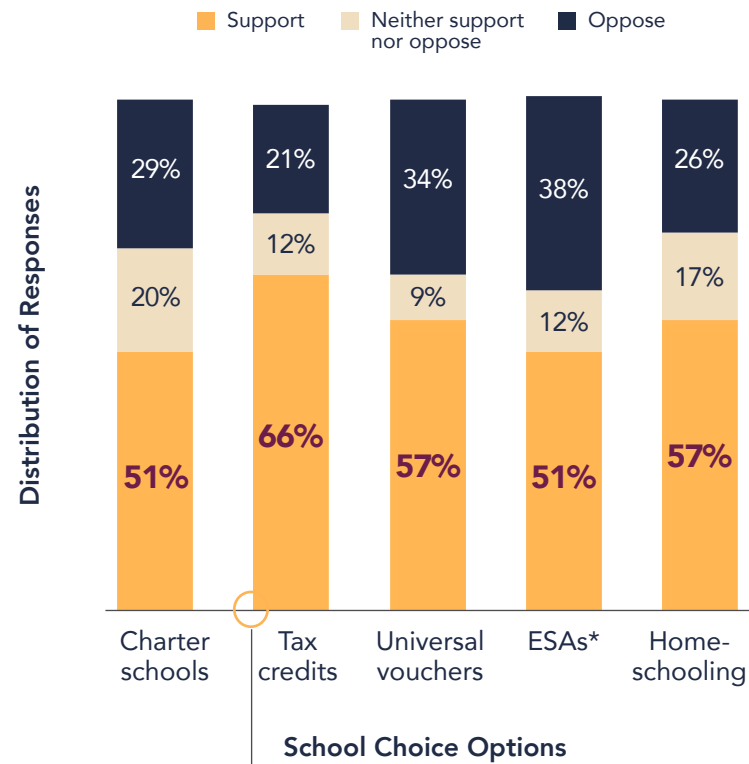
Do You Support or Oppose School Choice? 2022



49% of the general public and 52% of parents support school choice. Republicans are generally more supportive of school choice than Democrats; however, two out of every five Democrats support school choice.

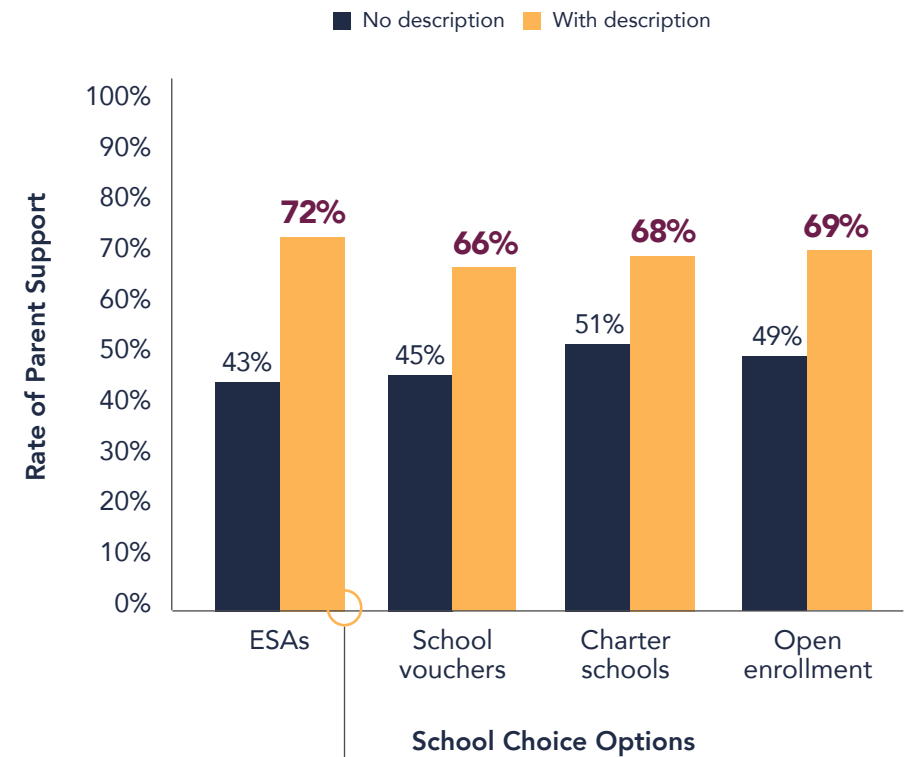
... and for specific choice mechanisms, suggesting potential for parents to continue to choose non-district options.

Percent of Parents Supporting School Choice Options
Education Next Survey, 2022



More than half of adults surveyed support each type of school choice policy.

Percent of Parents Supporting School Choice Options
Morning Consult/EdChoice Survey, Oct. 7-9, 2022



Support for all types of school choice policies increases when respondents are provided with descriptions of the policy.

Though federal relief dollars may help slow enrollment declines, they will have lasting effects on public school districts.

There are three primary ways that enrollment declines will affect schools moving forward:

School Finance

State education funding formulas rely on student population numbers, so a large reduction in students will lead to a corresponding reduction in school budgets. Some states provide weighted funding for certain student populations (e.g., economically disadvantaged, students with disabilities). In these places, depending on which students leave, some schools may see even greater funding losses.

Facilities

School districts may need to close school buildings if there are not enough students to keep them open. Denver Public Schools in Colorado, El Paso Independent School District in Texas, Oakland Unified School District in California, and St. Paul Public Schools in Minnesota, for example, are each planning to close or consolidate more than nine schools.

Staffing

With fewer students, districts need fewer staff members — not just teachers but also support staff such as janitors or office workers. Nearly one in five large school districts plans to cut staff in SY 2022-23 due to declining enrollment.



Contents



- 1 Introduction
- 2 Executive Summary
- 3 School Enrollment
- 4 Student Achievement**
- 5 Student Discipline
- 6 Guns and School Safety
- 7 Race and Racism
- 8 LGBT Rights
- 9 Appendix
- 10 Acknowledgments
About the Authors
About Beta by Bellwether
About Bellwether

Student Achievement

As of the start of SY 2022-23, the vast majority of schools were offering — and students were attending — in-person learning. But the impact that school closures during SY 2020-21 and SY 2021-22 had on students' academic outcomes has yet to be fully seen or understood.

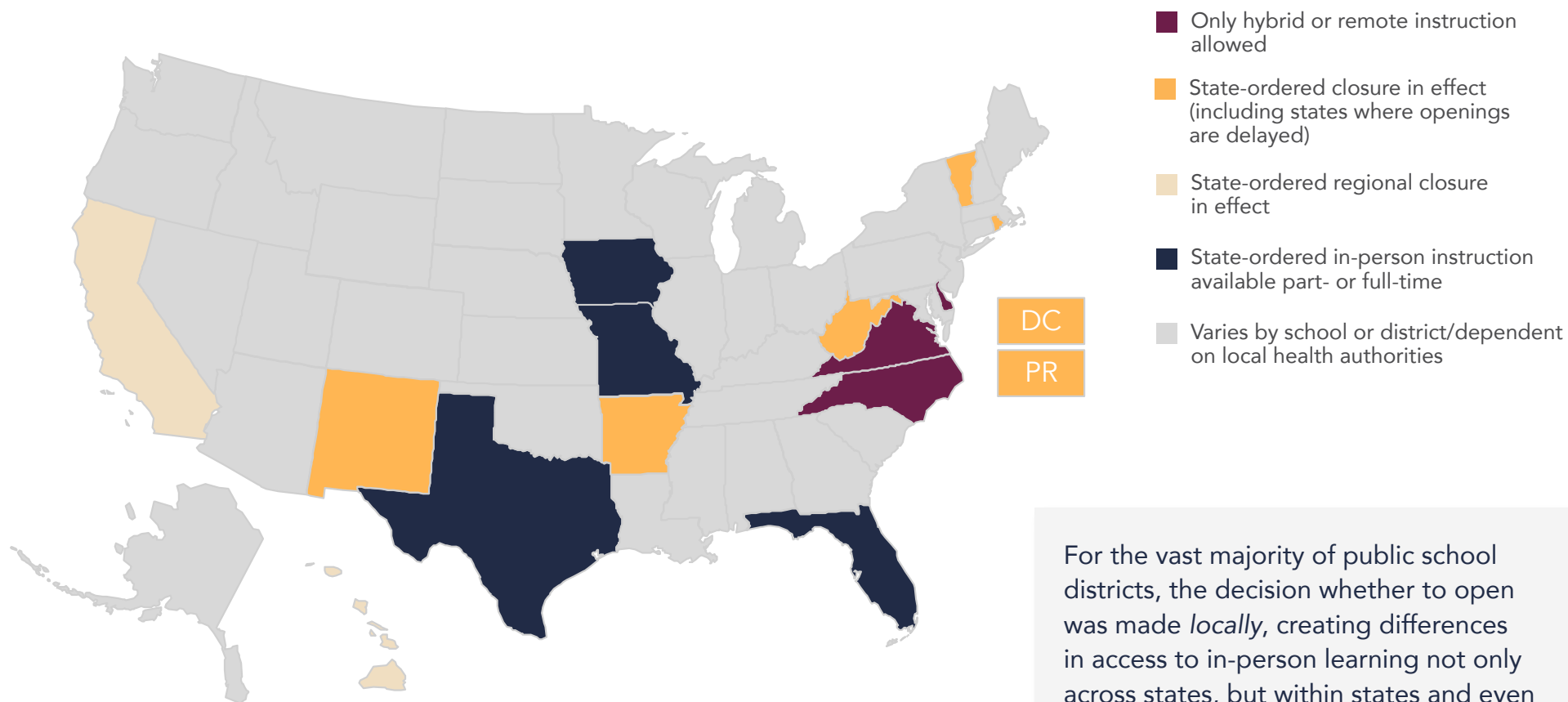
What we do know is this:

- The percentages of students meeting their state's proficiency benchmarks on statewide assessments are **down in both reading and math**, but more dramatically in math.
- **Tests taken across states**, including the National Assessment of Educational Progress (NAEP), NWEA's MAP Growth assessment, and Curriculum Associates' i-Ready assessments **show a similar pattern of declines**.
- States did not return to in-person learning on similar timeframes. **Red states and red communities returned much more quickly** — and thus **offered their students the opportunity to attend many more days of in-person learning**.
- **More opportunities for in-person learning are associated with smaller drops in achievement**.
- Early data from spring 2022 offers some **signs that achievement is rebounding**; however, it remains below pre-pandemic levels in many places.

As the school year launched in fall 2020, students' access to in-person learning depended on where they lived.

Map of State-Ordered School Openings or Closings

As of Aug. 19, 2020

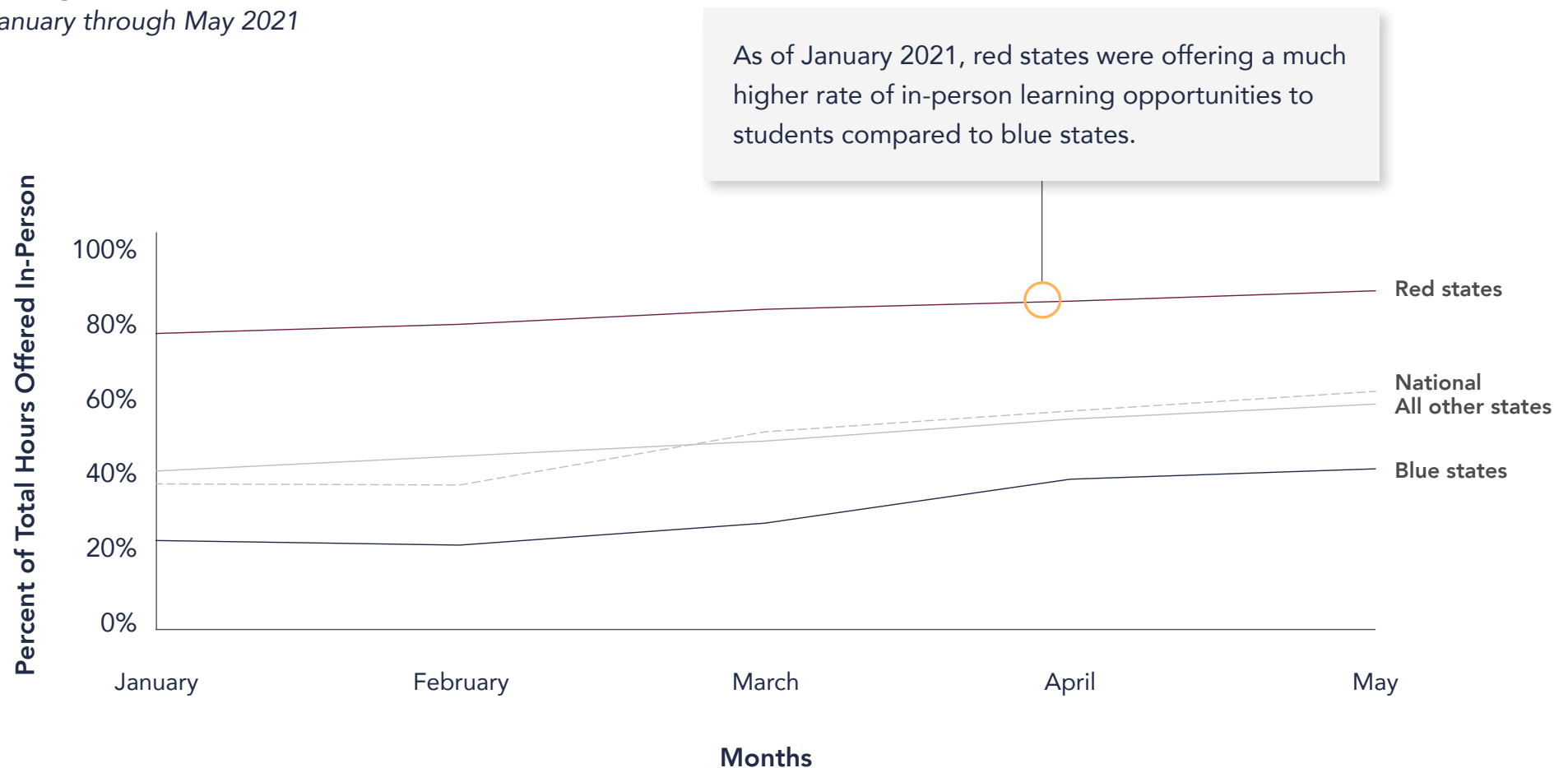


For the vast majority of public school districts, the decision whether to open was made *locally*, creating differences in access to in-person learning not only across states, but within states and even within communities.

The decision to offer in-person learning tended to play out along partisan lines ...

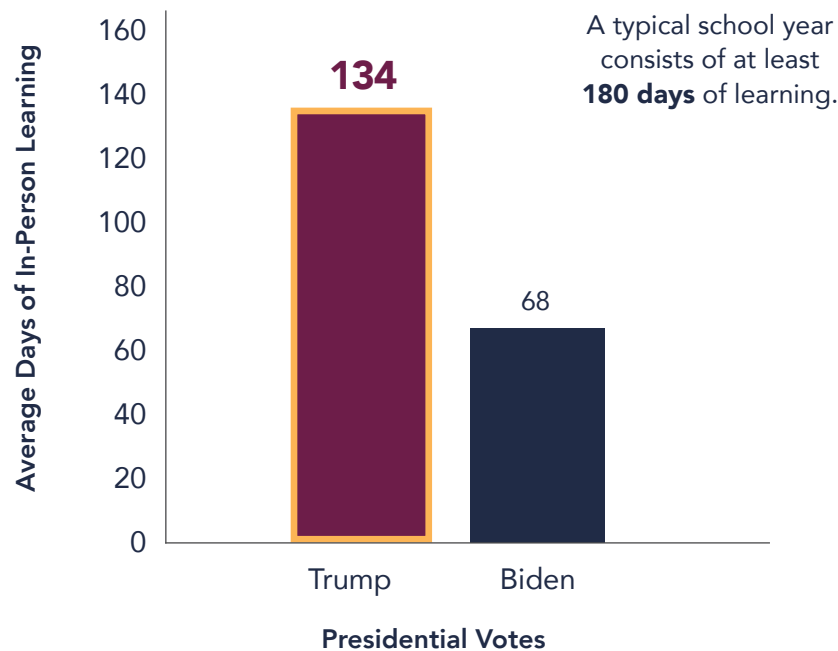
Average Percent of Time Offered In-Person

January through May 2021

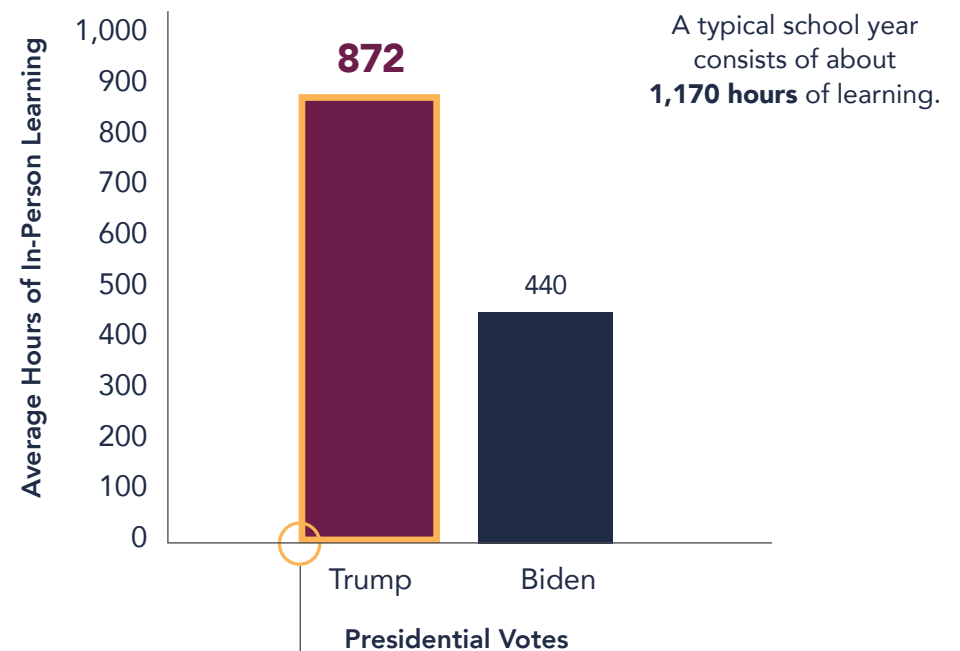


... resulting in students in red states having access to nearly double the in-person learning time as those in blue states.

Average Days of In-Person Learning by States' 2020 Presidential Votes
SY 2020-21



Average Hours of In-Person Learning by States' 2020 Presidential Votes
SY 2020-21

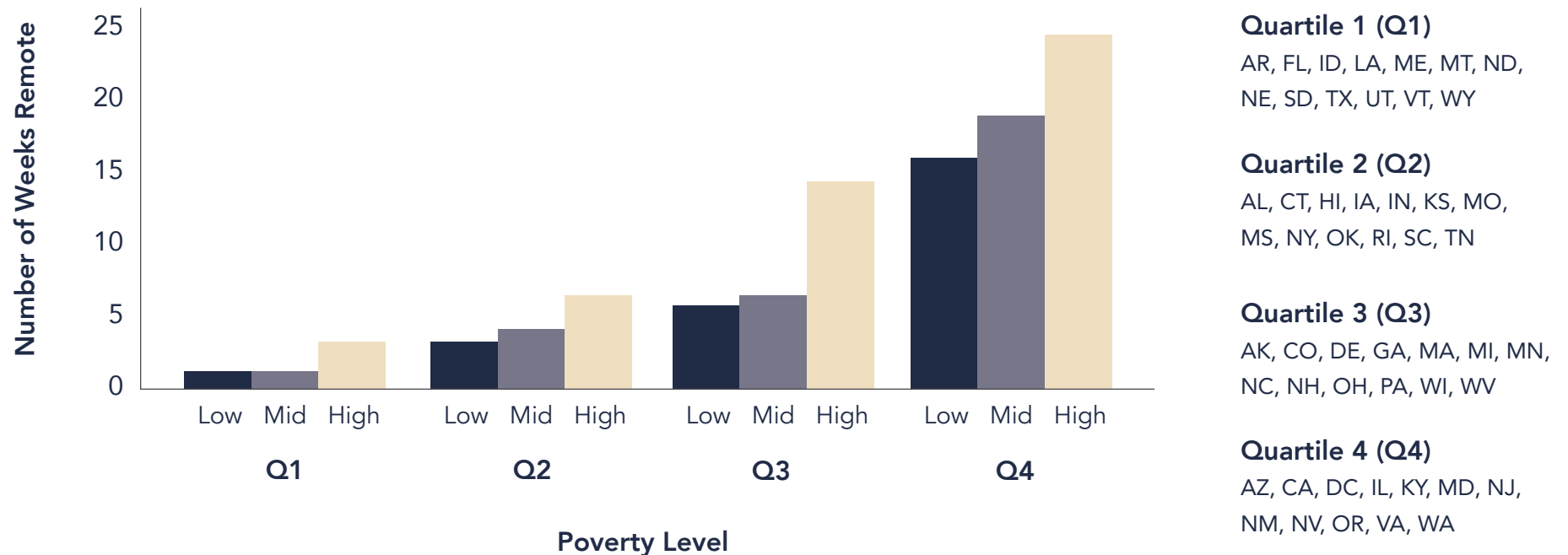


While both red and blue states offered fewer days and hours of in-person learning than a typical school year requires, red states came much closer to "normal" levels.

High-poverty schools were also more likely to be remote, regardless of what state they're located in.

Differences in Remote Instruction by School Poverty Status and State Quartile of Total Remote Weeks

SY 2019-20 to 2021-22

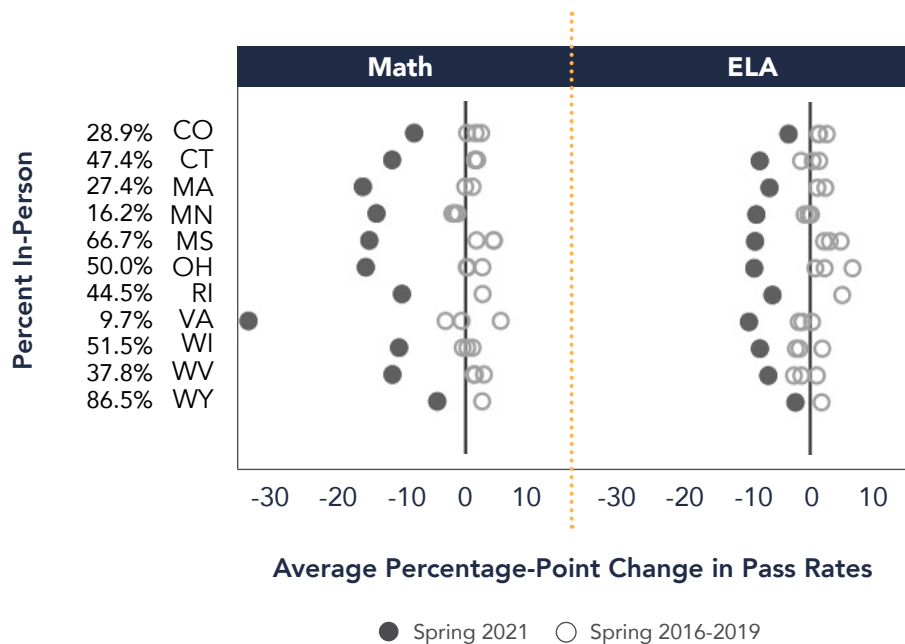


As recently as March 2021, 58% of white students attending schools that serve fourth-graders were enrolled in in-person instruction, compared to 36% of Black students, 35% of Latino students, and 18% of Asian students.

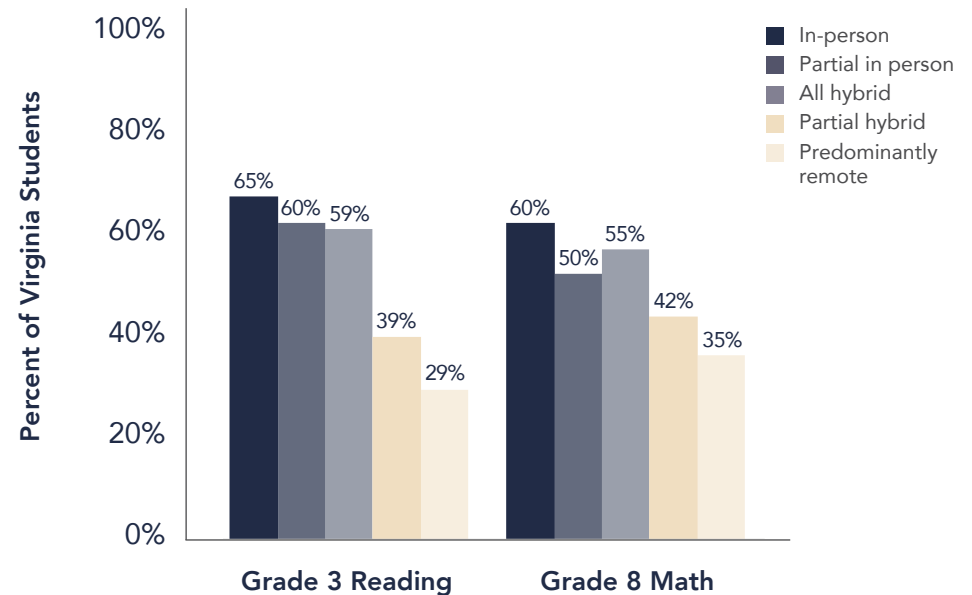
Prolonged participation in virtual learning is associated with larger drops in achievement.

Evidence suggests that states that offered higher percentages of in-person learning time during SY 2020-21 saw smaller declines in terms of student proficiency on state assessments. The same holds true within states — districts that offered more in-person learning time typically also saw higher rates of students scoring proficient.

Average Change in Pass Rate on State Assessments
Spring 2021 versus Spring 2016-2019



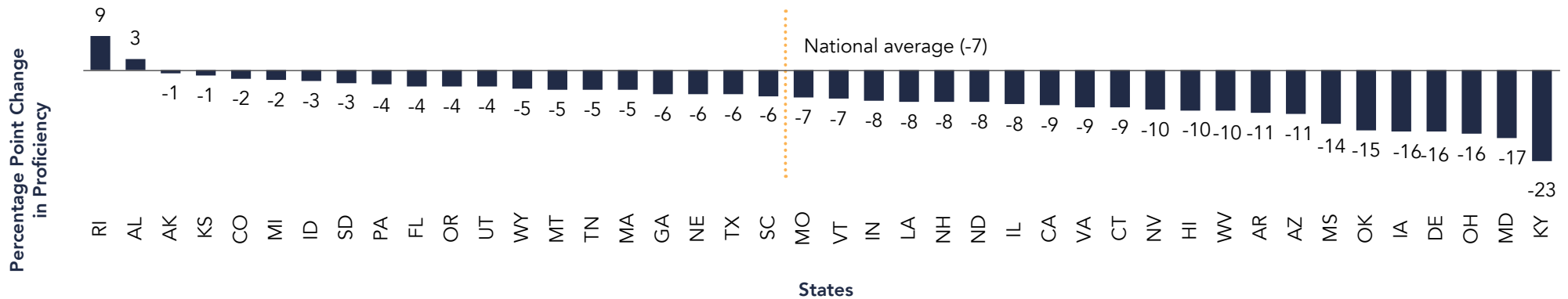
Percent of Virginia Students Scoring Proficient or Higher
By District Operating Status, SY 2020-21



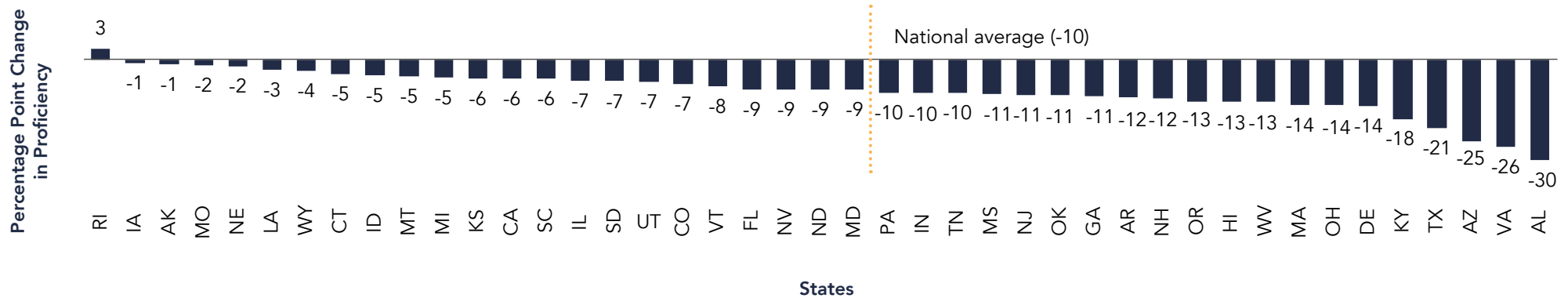
“Focusing on within-state, within-commuting zone variation in schooling mode, we estimate districts with full in-person learning had an average decline of 13.4 percentage points less in math and 8.3 percentage points less in ELA.” —HALLORAN ET AL., 2022

Due to pandemic disruptions, student proficiency was down in nearly every state in spring 2021 compared to spring 2019.

Percentage Point Change in Students Testing Proficient or Higher on State Assessments, Grade 3 Reading
SY 2018-19 to SY 2020-21



Percentage Point Change in Students Testing Proficient or Higher on State Assessments, Grade 8 Math
SY 2018-19 to SY 2020-21



35 **Note:** Comparing spring 2021 data to spring 2019 data is not a perfect comparison for many reasons. Some states used different, or shorter, assessments. Some states allowed students to take their assessments remotely. Many states had lower-than-average participation rates overall and among certain student subgroups. While not an ideal comparison, these data give us a directional understanding of the impact of school closures on student performance. **Source:** Author's calculation based on state-level assessment data, accessed from state-level assessment databases.

Trends were similar on national assessments, with historically marginalized students faring the worst.

<p>Description of Analysis</p>	<p>map GROWTH</p> <p>NWEA analyzed data from the NWEA MAP, a nationally normed standardized achievement test. NWEA used reading and math data from more than 6M students in grades 3-8. The analysis calculated the median percentile rank in fall 2021 relative to fall 2019.</p>	<p>i-Ready</p> <p>McKinsey & Company analyzed data from Curriculum Associates' web-based diagnostic assessment, the i-Ready. The analysis included reading and math data for more than 1.6M elementary students across 40 states. It compared students' performance in spring 2021 with performance of similar students prior to the pandemic.</p>
<p>Overall Impact</p>	<ul style="list-style-type: none"> • Student achievement in grades 3-8 was lower at the start of SY 2021-22 than is typical. • In reading, declines in grades 3-8 range from 3 to 7 percentile points. • In math, declines range from 9 to 11 percentile points. 	<ul style="list-style-type: none"> • Students ended the 2020-21 school year several months behind. • In reading, students were four months behind. • In math, students were five months behind.
<p>Impact on Student Subgroups</p>	<p>In grades 3-8 reading:</p> <ul style="list-style-type: none"> • Declines ranged from 3 to 10 percentile points for Black, Hispanic, and American Indian/Alaska Native students compared to declines ranging from 0 to 3 percentile points for Asian and white students. • Declines ranged from 4 to 11 percentile points in high-poverty schools, versus 2 to 4 in low-poverty schools. <p>In grades 3-8 math:</p> <ul style="list-style-type: none"> • Declines ranged from 8 to 15 percentile points for Black, Hispanic, and American Indian/Alaska Native students and from 3 to 10 percentile points for Asian and white students. • Declines ranged from 8 to 16 percentile points in high-poverty schools versus 4 to 11 in low-poverty schools. 	<ul style="list-style-type: none"> • Majority-Black schools ended the 2020-21 school year with six months of unfinished learning in math. • Students in low-income schools ended the year with seven months of unfinished learning in math.

Similarly, NAEP long-term trend data shows larger declines in math overall and larger declines for marginalized groups.

Change in NAEP Scale Score Points by Student Subgroup

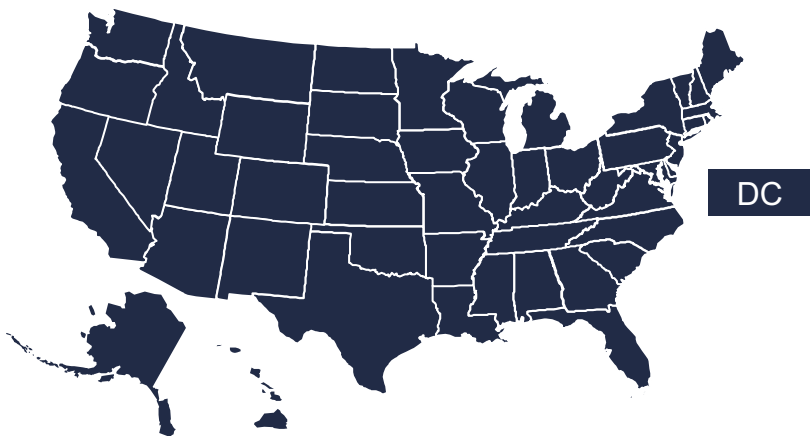
NAEP Long-Term Trend, 2020-2022



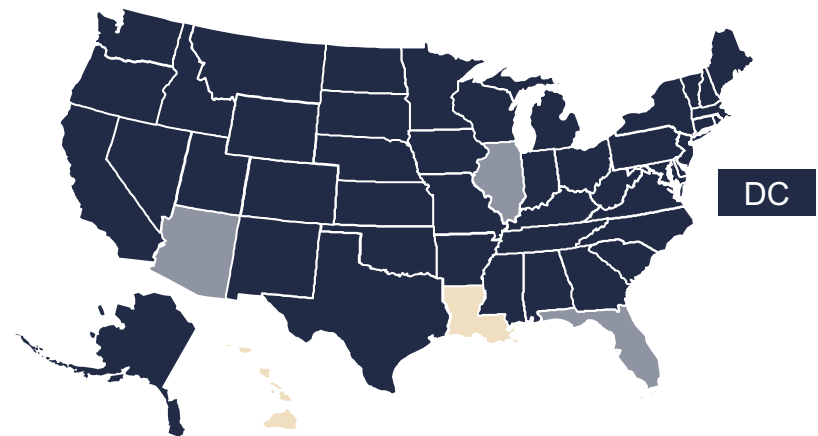
NAEP reports how well groups of students perform in reading and math using a scale of 0-500. Between 2020 and 2022, scale scores for all groups of students dropped in both reading and math. The 5-point decline in reading is the largest in more than 30 years, and the 7-point decline in math is the first-ever decline since administration of the tests began in the 1970s.

State-level NAEP data show declines in all states in math; in reading, just five states' averages did not decline.

**Change in State-Level Average Scale Scores,
NAEP Grade 8 Math**
2019 versus 2022



**Change in State-Level Average Scale Scores,
NAEP Grade 4 Reading**
2019 versus 2022

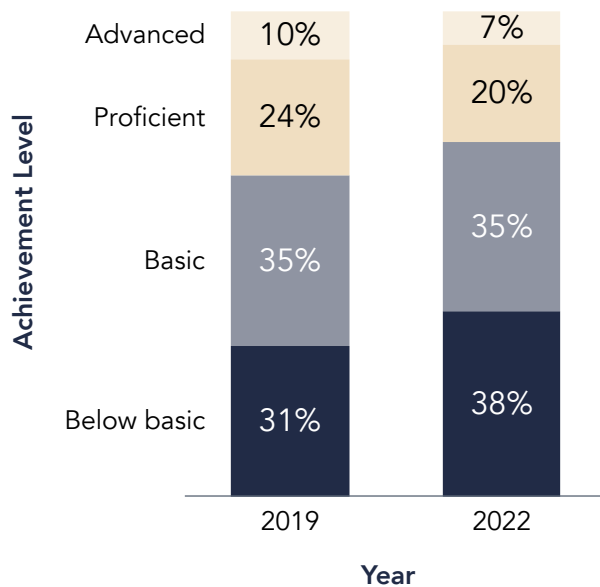


- Average scale score increased from 2019 to 2022
- Average scale score remained the same from 2019 to 2022
- Average scale score decreased from 2019 to 2022

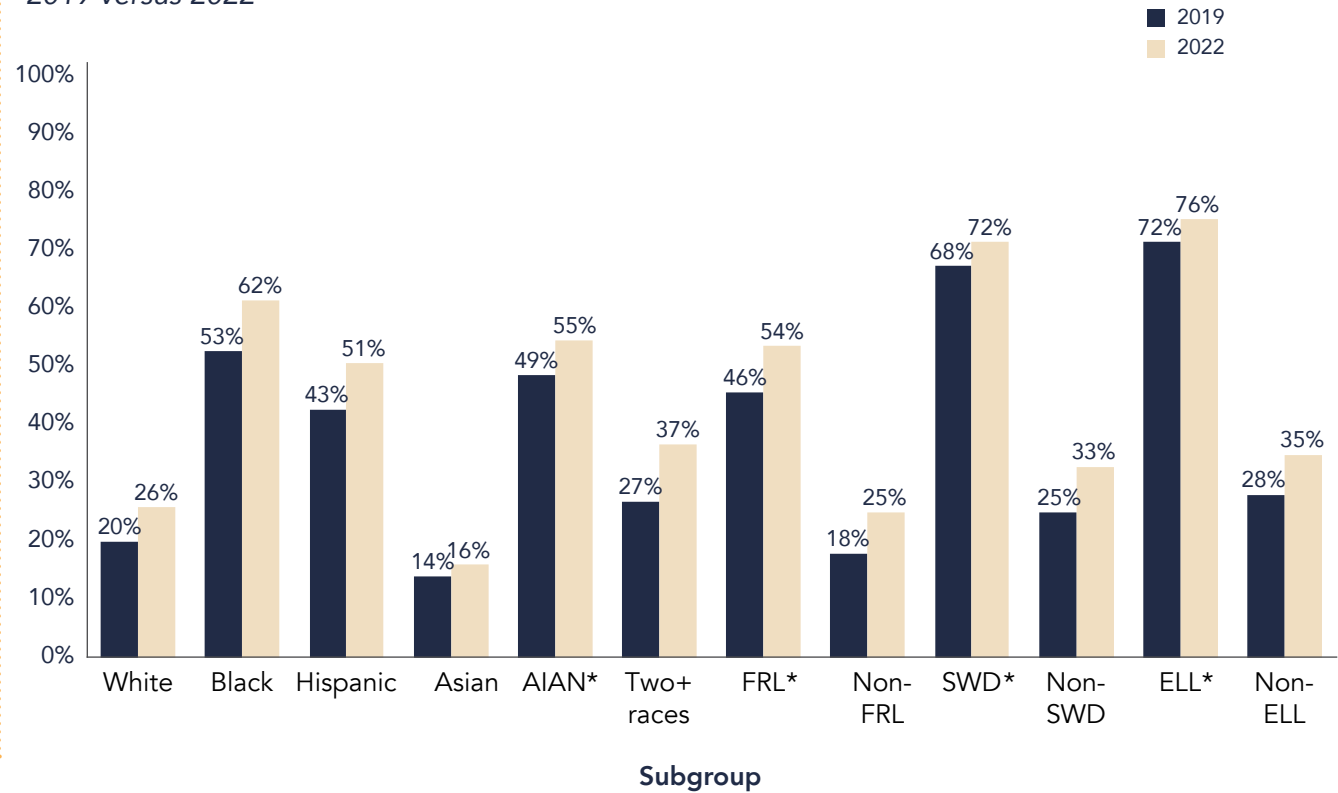
In grade 8 math, all states experienced declines in their average scale scores. In grade 4 reading, Arizona, Florida, and Illinois held steady while Hawaii and Louisiana saw small increases (1 and 2 points, respectively). The remaining 45 states and DC experienced declines.

In grade 8 math, the percentage of students at *below basic* increased by 7 points overall; rates increased for all subgroups.

Percent of Students at Each Achievement Level, NAEP Grade 8 Math
2019 versus 2022



Percent of Students at the Below Basic Achievement Level, NAEP Grade 8 Math, by Subgroup
2019 versus 2022



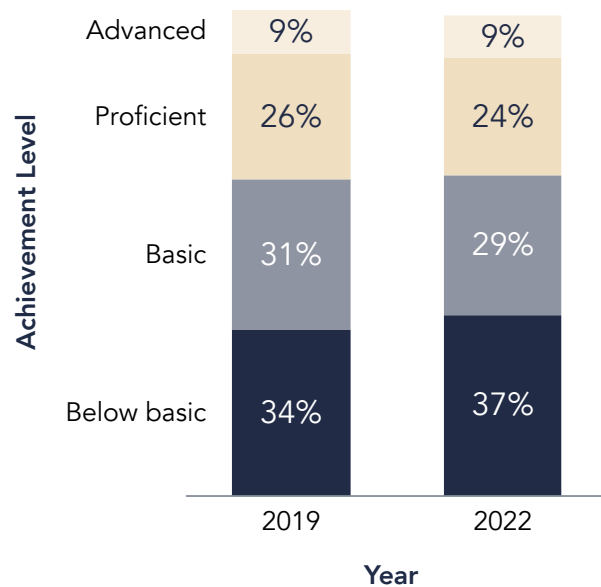
Students scoring below basic have not mastered the knowledge and skills that are fundamental for eighth-grade proficiency in math. Between 2019 and 2022 the rate of students scoring at the below basic level increased by 7 points. NAEP surveys approximately 3K students per state (~150K total), meaning that approximately 10.5K more students fell to the below basic level in 2022 compared to 2019.

39 *Note I: AIAN = American Indian and Alaska Native; FRL = Free and Reduced Lunch; SWD = Students with Disabilities; ELL = English Language Learner.

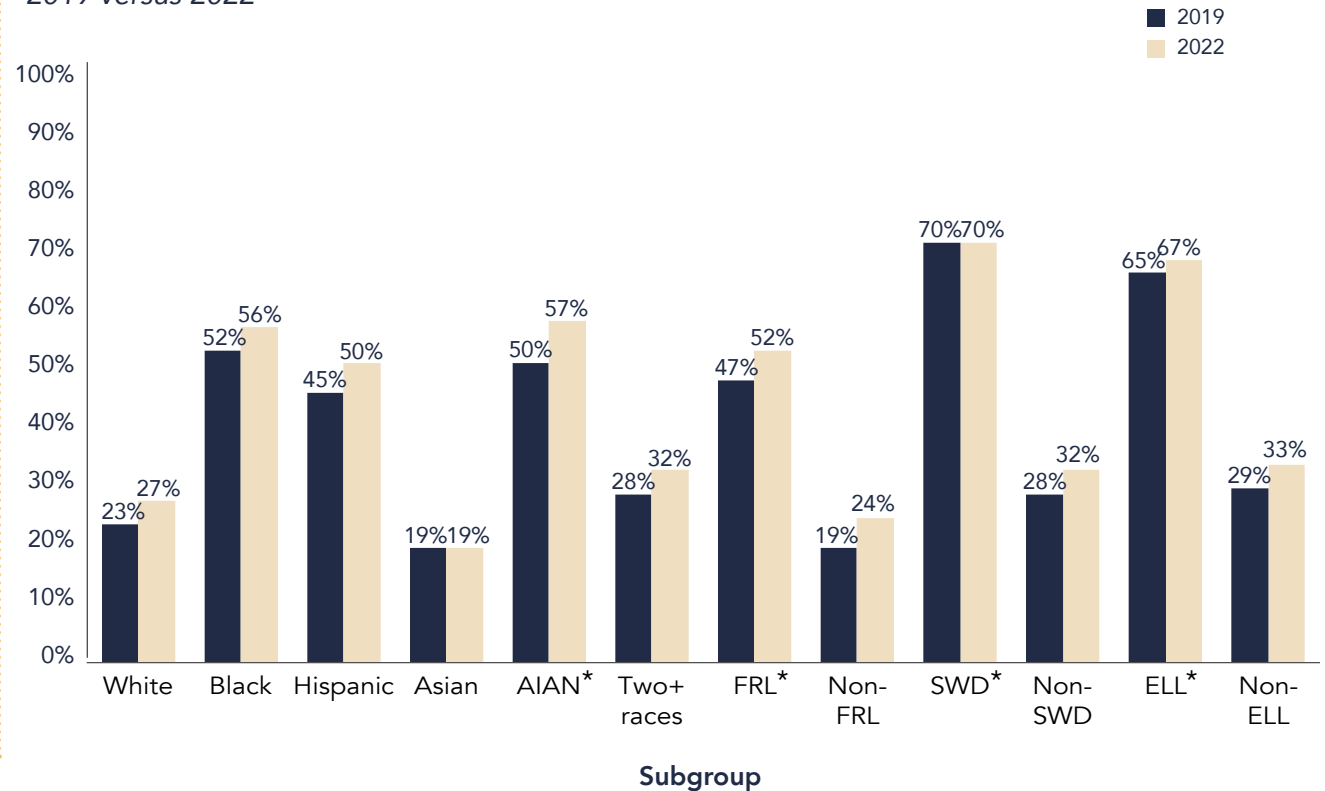
*Note II: Percentages may not sum to 100 due to rounding. Sources: Nation's Report Card, [NAEP Data Explorer](#), 2019 and 2022 data; National Assessment of Educational Progress, [Frequently Asked Questions](#), "How many students participate in each assessment?"

In grade 4 reading, the percentage of students at *below basic* increased by 3 points overall; rates increased for most subgroups.

Percent of Students at Each Achievement Level, NAEP Grade 4 Reading
2019 versus 2022



Percent of Students at the Below Basic Achievement Level, NAEP Grade 4 Reading, by Subgroup
2019 versus 2022



Students scoring below basic have not mastered the knowledge and skills that are fundamental for fourth-grade proficiency in reading. Between 2019 and 2022 the rate of students scoring at the below basic level increased by 3 points. NAEP surveys approximately 3K students per state (~150K total), meaning that approximately 4.5K more students fell to the below basic level in 2022 compared to 2019.

40 *Note I: AIAN = American Indian and Alaska Native; FRL = Free and Reduced Lunch; SWD = Students with Disabilities; ELL = English Language Learner.

*Note II: Percentages may not sum to 100 due to rounding. Sources: Nation's Report Card, [NAEP Data Explorer](#), 2019 and 2022 data; National Assessment of Educational Progress, [Frequently Asked Questions](#), "How many students participate in each assessment?"

Early evidence suggests achievement is rebounding, although it largely remains below pre-pandemic levels.

Data from NWEA's MAP assessment shows that gaps between pre-pandemic and pandemic test scores are shrinking, especially for students in younger grades.

Subject	Cohort	Achievement Gap by Spring 2021		Achievement Gap by Spring 2022		Change in gap	% change	Years to close gap
		Grade	Gap	Grade	Gap			
Reading	K-3	2	-0.14	3	-0.12	0.02	16%	5+
	1-4	3	-0.14	4	-0.09	0.05	36%	1-2
	2-5	4	-0.13	5	-0.10	0.03	25%	3-5
	3-6	5	-0.13	6	-0.10	0.03	24%	3-5
	4-7	6	-0.12	7	-0.12	0.01	4%	5+
	5-8	7	-0.13	8	-0.12	0.01	8%	5+
Math	K-3	2	-0.22	3	-0.18	0.04	18%	3-5
	1-4	3	-0.26	4	-0.19	0.07	27%	3-5
	2-5	4	-0.28	5	-0.22	0.06	23%	3-5
	3-6	5	-0.27	6	-0.19	0.08	31%	1-2
	4-7	6	-0.21	7	-0.21	0.00	0%	5+
	5-8	7	-0.20	8	-0.24	-0.04	-18%	5+

As schools work to support students' learning recovery, several issues are paramount.

In a January 2022 speech, U.S. Secretary of Education Miguel Cardona outlined four activities that must be prioritized to support students' learning recovery:

Increasing mental health supports through wraparound programs, authentic parent and family engagement, individualized interventions for the students most affected by the pandemic, embedding mental health supports into the day-to-day operations of schools, and hiring additional school counselors, social workers, and mental health professionals.

Addressing unfinished learning through targeted, intensive tutoring, after-school programming, and summer learning opportunities.

Addressing the needs of historically marginalized students, including Latino, Black, and Native students; students from low-income backgrounds; students from rural communities; students with disabilities; students experiencing homelessness; and students learning English, by increasing funding in Title I schools, increasing Individuals with Disabilities Education Act funding, and providing free, universal preschool and affordable child care.

Investing in teachers, including through ensuring livable wages, providing ongoing professional development, and improving working conditions.



Contents

- 1 Introduction
- 2 Executive Summary
- 3 School Enrollment
- 4 Student Achievement
- 5 Student Discipline**
- 6 Guns and School Safety
- 7 Race and Racism
- 8 LGBT Rights
- 9 Appendix
- 10 Acknowledgments
 - About the Authors
 - About Beta by Bellwether
 - About Bellwether

Student Discipline

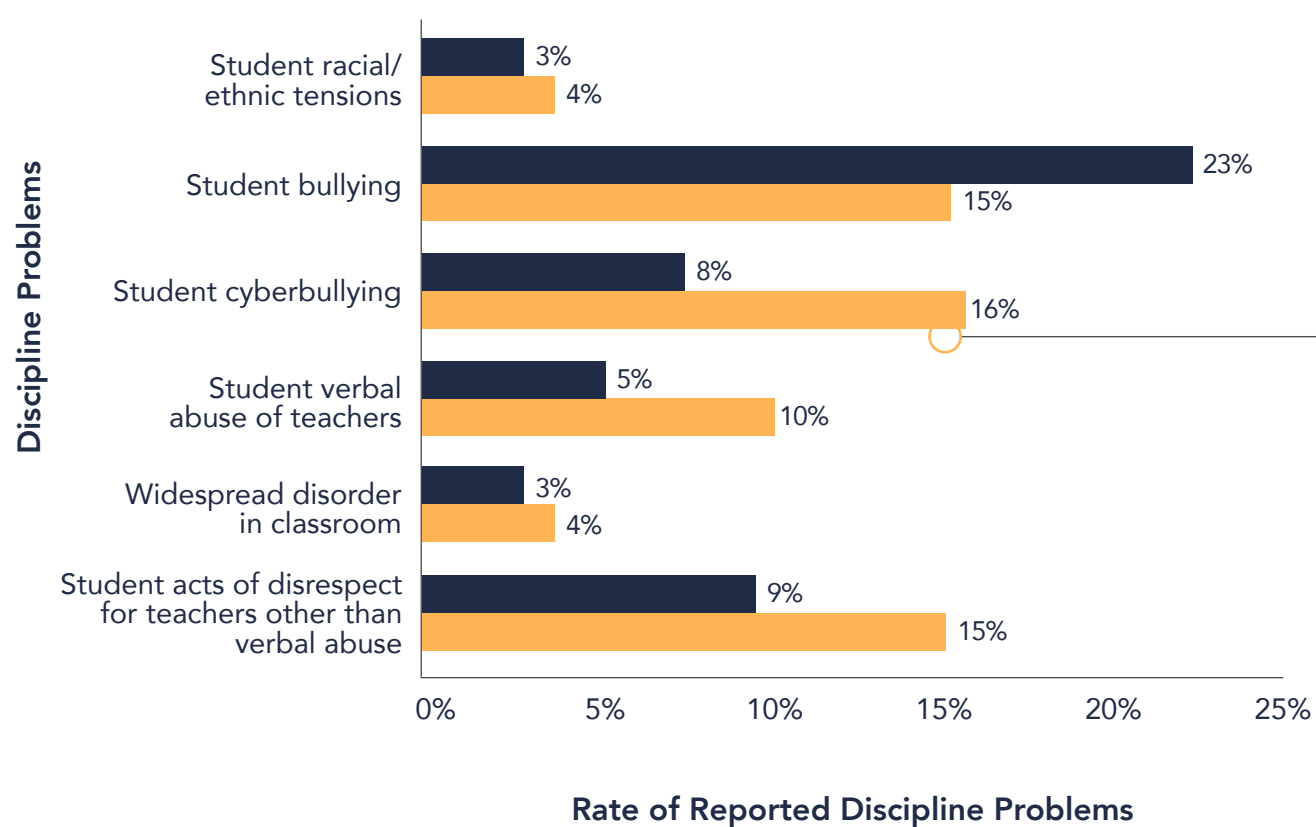
The debate over how best to handle student behavior issues and student discipline is not new. Yet given the many social and mental health challenges facing young people in the aftermath of the pandemic as well as attention to racial disparities in school discipline, it's top of mind for many teachers and school leaders.

Here's what we know:

- Over the past decade, schools have reported **increasing rates of classroom disorder and student disrespect of teachers**; these and other undesirable behaviors, including tardiness, fights, and bullying, appear to be **increasing post-pandemic**.
- The public generally sees teachers as unprepared to address student discipline, while **teachers point to multiple challenges facing students outside the classroom**, such as uninvolved parents or community factors like poverty and crime.
- Exclusionary discipline (suspensions and expulsions) **disproportionately affects male students, Black students, and students with disabilities**; suspensions are also correlated with poor academic achievement, a greater likelihood of dropping out, and later involvement with the criminal justice system for students who have been suspended or expelled.
- Restorative practices are one alternative that advocates say shows some promise, **though the research is far from settled**.

Over the past decade, schools report an increase in widespread classroom disorder and disrespect of teachers.

Percentage of Public Schools Reporting Discipline Problems that Occurred at Least Once a Week
SY 2009-10 and SY 2019-20

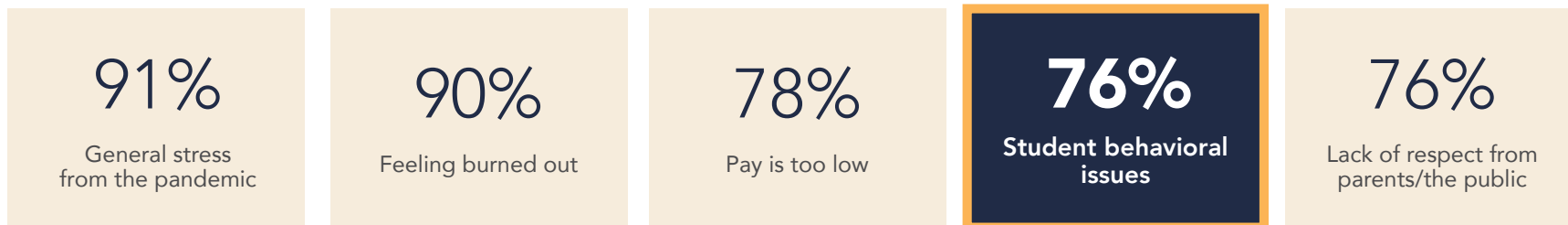


While the percentage of schools reporting weekly bullying incidents has declined in the past decade, incidences of racial and ethnic tensions, cyberbullying, student verbal abuse and general disrespect of teachers, and widespread disorder have all increased.

Teachers say student behavior is a major issue and cite it as a key reason for leaving the profession.

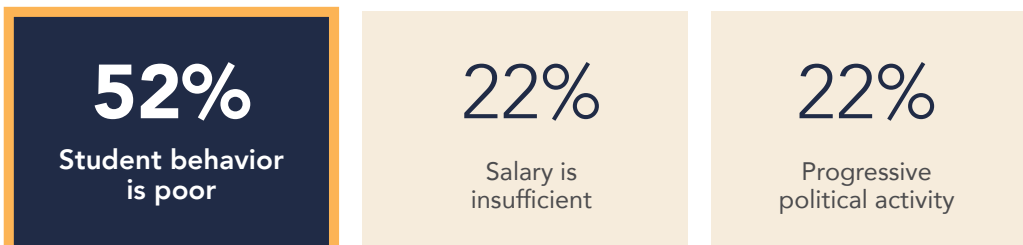
Percent of teachers reporting that each problem is a "serious" or "very serious" issue.

January 2022



Given the reasons below, what is the largest reason you're leaving your position?

July 2022



In self-reported surveys, more than 3 out of every 4 teachers cite student behavior as a serious issue, and more than half of midwestern teachers surveyed (N=615) say it's the primary reason they're leaving the profession.

The public does not feel teachers are prepared to deal with discipline issues; teachers point to challenges outside their control.

How prepared do you think most teachers are today to handle discipline issues in the classroom?

2019



Which of the following do you think was most responsible for the student behavior problems at your school last year (SY 2017-18)?

2019



More than half of U.S. adults surveyed think most teachers are unprepared or very unprepared to handle discipline issues, while just 13% of teachers think ineffective classroom management is responsible for student behavior challenges.

As the pandemic compounded financial and mental health challenges for adults, bad behavior skyrocketed.

Financial challenges and mental health needs skyrocketed in 2020 ...

- As of December 2020, more than one-third of adults faced difficulty covering usual expenses; 14% reported living in households that did not have enough to eat, and approximately 20% of adult renters were not caught up on rent.
- As early as June 2020, the prevalence of adults reporting symptoms of anxiety disorder was three times that reported in 2019; the prevalence of depressive disorder was four times greater.
- More than 93,000 drug overdose deaths were estimated to have occurred in 2020, the highest ever recorded and a 30% increase from 2019.

... as did reports of adults' poor behavior in public.

- The number of investigations the U.S. Federal Aviation Administration (FAA) opened for unruly passengers increased more than six times between 2020 and 2021, reaching a record 1,099 investigations in 2021 (there were just 183 in 2020). As of Aug. 30, 2022, the FAA had initiated 650 investigations.
- Car thefts were up 14% in 2021.
- Speeding increased during the pandemic, and extreme speeding (20-plus mph over the limit) became more common. Speeding-related fatalities increased 11% in 2020.

Young people also faced increases in mental health challenges during COVID.

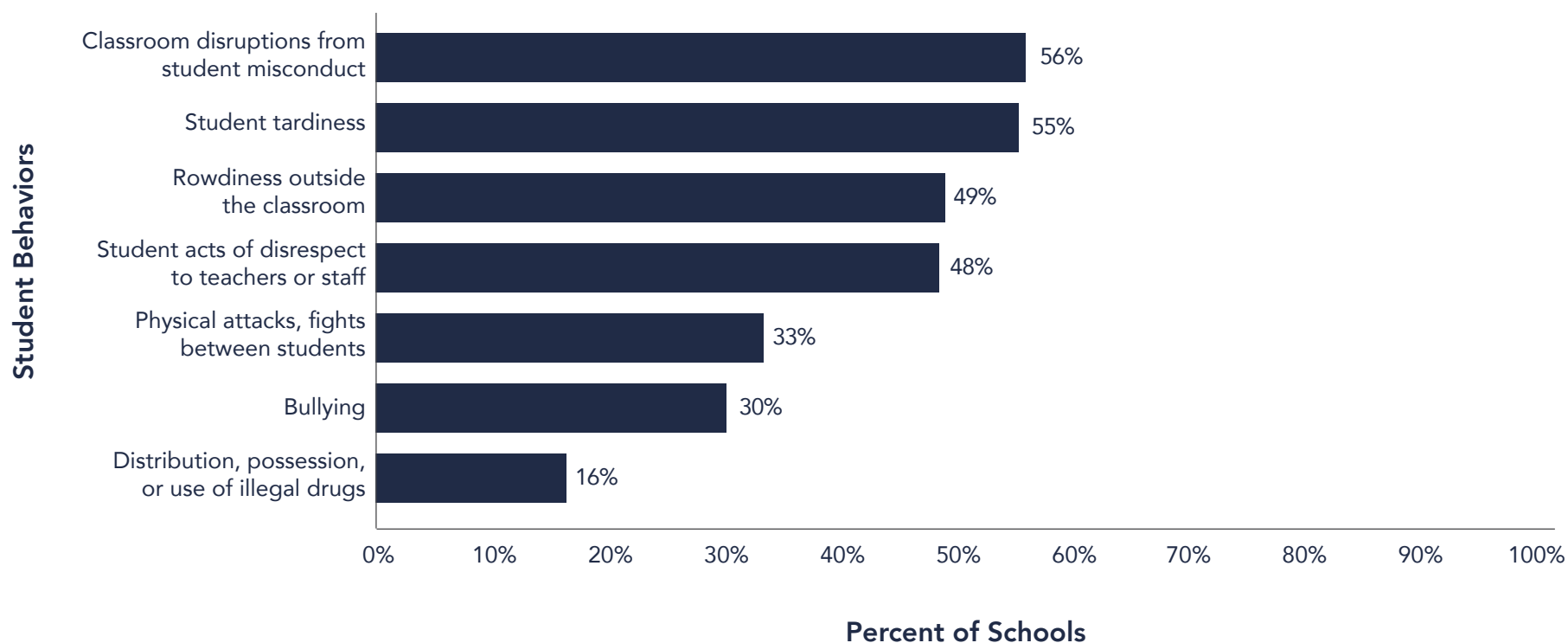
37% of high school students reported that their mental health was not good most or all of the time during the pandemic.

44% said they felt persistently sad or hopeless almost every day for at least two weeks in a row.

Schools are not immune from this trend; students' mental health struggles and behavior issues have also increased.

Percent of Schools Indicating an Increase in Student Behaviors Resulting From COVID-19

May 2022



The kinds of mental health challenges students are dealing with as a result of COVID are often correlated with behavioral issues — the kinds that many schools punish through exclusionary discipline.

Early data suggest an uptick in the use of exclusionary discipline to deal with increasing student behavior challenges.

While not the case everywhere, many districts are seeing an increase in the use of suspensions and expulsions as teachers and administrators grapple with increasing discipline issues post-pandemic. For example:

- Northside Independent School District in Texas saw a 15% increase in out-of-school suspensions in SY 2021-22 compared to SY 2018-19.
- Hillsborough County Public Schools in Florida saw a 9% increase in out-of-school suspensions in SY 2021-22 compared to SY 2018-19.
- Oakland Unified Schools in California and Charlotte-Mecklenburg Schools in North Carolina saw suspensions and expulsions approaching or exceeding pre-pandemic levels in the first half of SY 2021-22.
- All three school districts serving Marion County, Ohio had more suspensions and expulsions in SY 2021-22 than in the three prior school years.

Anticipating increasing discipline issues and subsequent suspensions and expulsions post-pandemic, in 2021 the NAACP's Legal Defense Fund called for school districts to **"institute a moratorium on all suspensions and modify school discipline policies to be trauma-informed and supportive."**

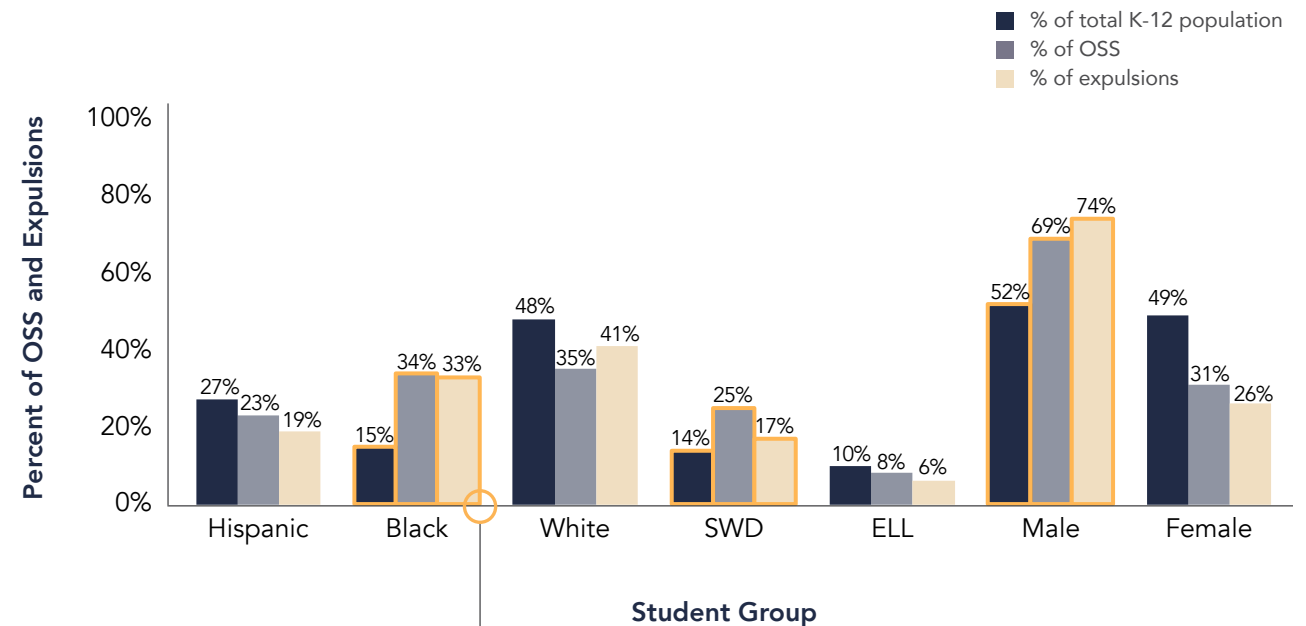
Data demonstrate that exclusionary discipline approaches play out inequitably and harm students in the long term.

It's well established that exclusionary discipline (out of school suspension [OSS] and expulsion) disproportionately affect certain groups of students.

Research suggests that exclusionary discipline:

- Has a negative effect on middle and high school students' math and English credit accumulation and likelihood of on-time graduation.
- Has a consistent negative effect on students' future behavior.
- Is correlated with involvement in the juvenile justice system, especially for male, Black, Hispanic, disabled, or low-income students.
- Is correlated with increased likelihood of a student experiencing criminal victimization, criminal involvement, and adult incarceration.

Percent of Suspensions and Expulsions by Student Group, Compared to Overall K-12 Population
SY 2017-18

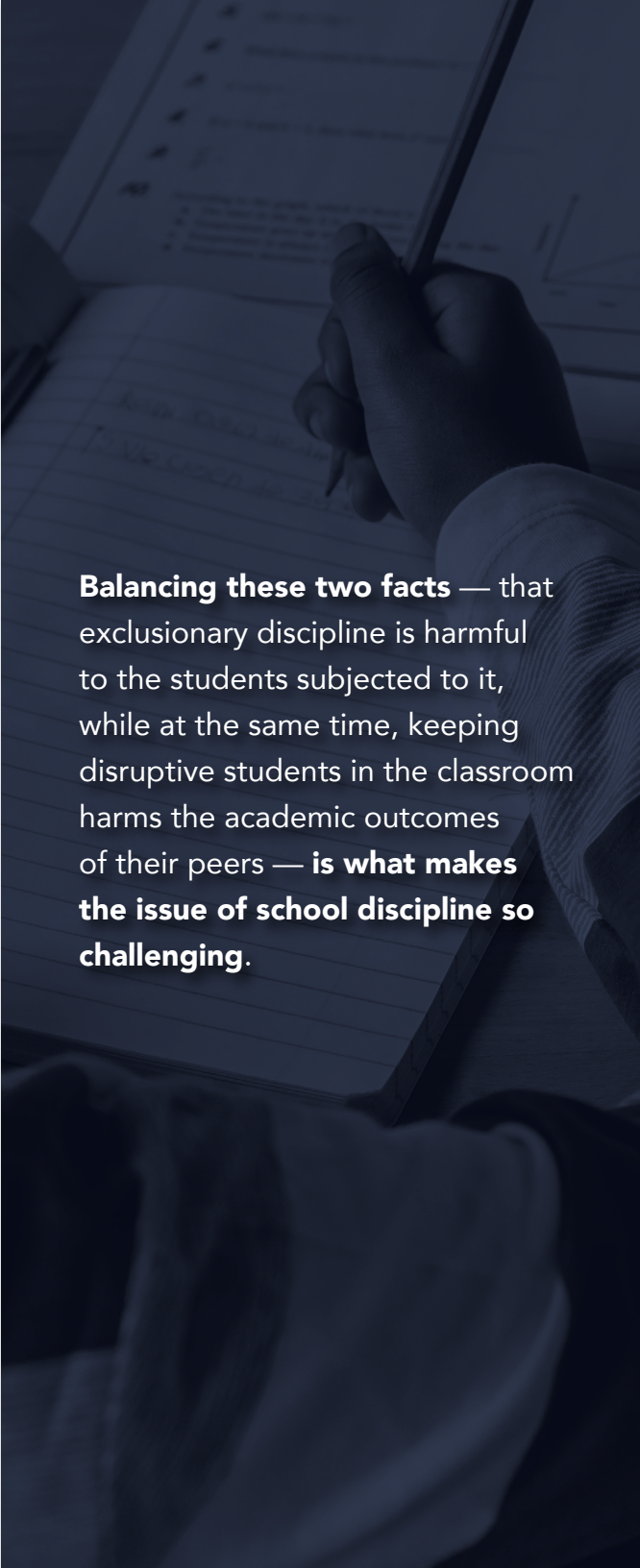


Black students, students with disabilities, and male students are subject to exclusionary discipline at rates disproportionate to their prevalence within the K-12 population.

However, classroom disorder is also correlated with poor student outcomes.

Research on the “peer effect” — the impact that a given student’s classmates have on their academic achievement — shows that students’ academic achievement is influenced by the characteristics of other students in the classroom:

- Exposure to disruptive or aggressive behavior in classrooms can affect students’ own behavior, which can impede their learning.
- Student reports of disruptive behavior in classrooms are negatively correlated with achievement, even when controlling for variables like prior achievement.
- In the long term, exposure to a disruptive peer during elementary school reduces future earnings by an estimated 3-4%.



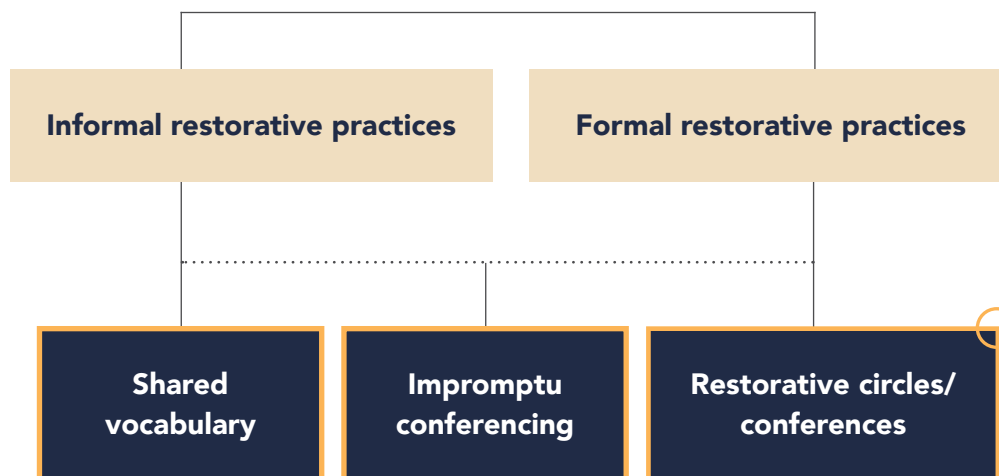
Balancing these two facts — that exclusionary discipline is harmful to the students subjected to it, while at the same time, keeping disruptive students in the classroom harms the academic outcomes of their peers — **is what makes the issue of school discipline so challenging.**

To address racial disparities and long-term effects of exclusionary discipline, many schools are turning to restorative practices.

“Restorative approaches to discipline ‘proactively build healthy relationships and a sense of community to prevent and address conflict and wrongdoing.’ Instead of ‘compelling students to meet expectations by rewarding desired behaviors and punishing misbehavior, restorative approaches promote student investment and responsibility for shared routines and norms.’”

—SARAH KLEVAN, LEARNING POLICY INSTITUTE

Continuum of Restorative Practices



Shared vocabulary: Staff and students have a consistent way to express feelings in a healthy, productive way (e.g., using “I” statements)

Impromptu conferencing: Brief, as-needed conversations to redirect a student’s behavior

Restorative circles: Structured processes led by a trained facilitator; can be used for a variety of purposes (e.g., building community, welcoming a student back)

Restorative conferences: Similar to restorative circles but the focus is conflict resolution

Proponents hope restorative practices are an effective alternative, but the research is mixed.

Research on restorative practices points to some promising signs ...

- They reduce overall suspension rates and have the potential to address disparities in suspensions.
- They improve school climate for staff and students.
- They strengthen students' social and emotional skills.
- A randomized-control trial conducted in Pittsburgh Public Schools in Pennsylvania found that the district's approach to restorative justice:
 - Improved overall school climate, as reported by teachers.
 - Reduced the average suspension rate and narrowed gaps in suspension rates by race and income, particularly in elementary schools.

... but also finds some neutral and negative outcomes.

- A study of restorative practices in Maine found:
 - No difference in school climate between middle schools implementing restorative approaches and those that didn't.
 - Implementation is incredibly difficult.
- The Pittsburgh study also found that:
 - Academic outcomes worsened at the middle school level, for Black students in particular.
 - Suspension rates did not decrease at the middle school level.
 - Suspension rates did not decrease for male students or those with an individualized education program.
 - Students reported their teachers struggled to manage student behavior.

Implementation of restorative practices remains a major challenge.

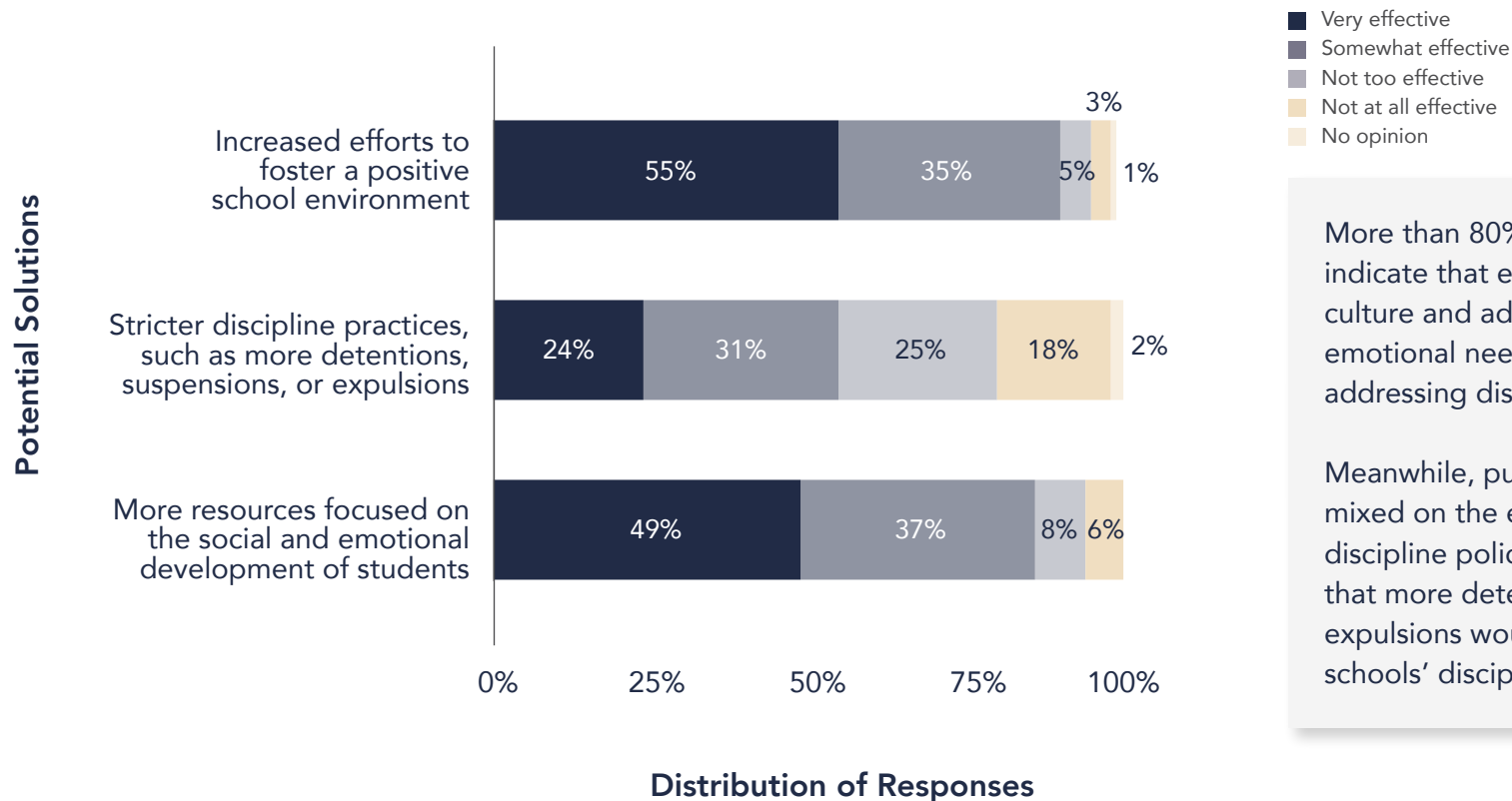
The success of restorative practices is often hindered by poor implementation, including:

- Mandating a restorative approach from the top down, without buy-in from school staff and students.
- Implementing a narrow model (e.g., only restorative circles without full attention to the entire school community).
- Neglecting to explicitly address how dynamics around race, power, and other cultural issues in school can make it difficult to establish trusting relationships that advocates say are the foundation of restorative practices.
- Relying too heavily on one-off trainings for teachers and staff rather than sustained support.
- Trying to use restorative practices in instances where more intensive measures are needed.
- Failing to adequately resource the program, including time, additional staffing, and money.
- Creating a culture where school officials are more concerned about simply reducing exclusionary discipline to meet accountability targets rather than comprehensively addressing school culture and safety.

Most adults think that addressing school culture and student development is more effective than stricter discipline practices ...

How effective do you think each of the following potential solutions would be in addressing discipline issues in schools?

2019 Survey of U.S. Adults Ages 18 and Over



More than 80% of adults surveyed indicate that efforts to improve school culture and address students' social and emotional needs would be effective in addressing discipline issues in schools.

Meanwhile, public sentiment is more mixed on the effectiveness of stricter discipline policies — 54% of adults feel that more detentions, suspensions, or expulsions would effectively address schools' discipline issues.

... while many teachers struggle with restorative approaches and continue to see a role for suspensions and expulsions.

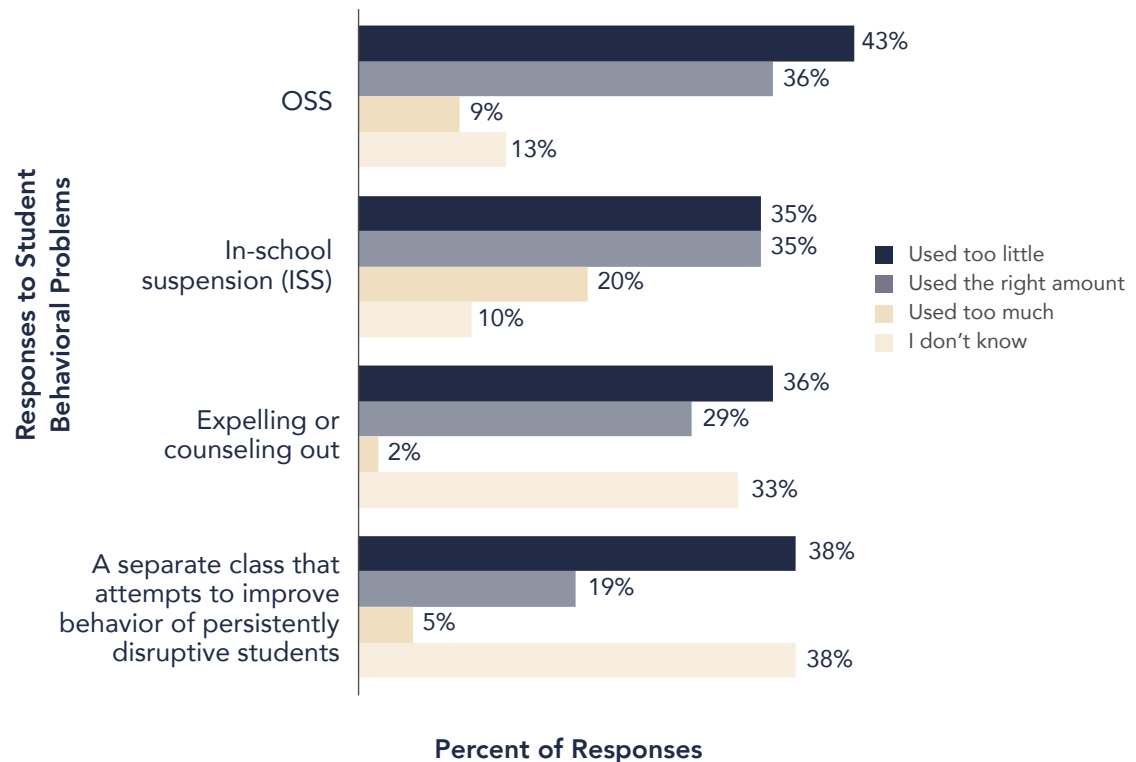
Schools and districts have faced pushback from teachers following a move to restorative practices to address student discipline.

For example:

- In California’s Fresno Unified School District, 70 of the high school’s 85 teachers signed a petition against the school’s restorative justice program, citing a lack of accountability for student behavior and poor implementation.
- Des Moines Public Schools in Iowa dealt with backlash from parents and teachers who said the new restorative approach to discipline escalated bad behavior in classrooms.
- A survey of union members in Indiana’s Indianapolis Public Schools found that 41% did not feel supported when dealing with discipline and 61% felt they lacked training on the district’s new approach.
- Michael Mulgrew, president of the United Federation of Teachers in New York City, spoke out against the district’s ban on suspensions for grades K-2, citing the lack of a clear plan to deal with young students’ behavioral problems.

In general, do you think your school used the following responses to student behavior problems too much, too little, or about the right amount?

2019 Survey of Public School Teachers



More than one-third of teachers feel that OSS, ISS, and expulsion are under-used to address behavioral problems.

Contents



- 1 Introduction
- 2 Executive Summary
- 3 School Enrollment
- 4 Student Achievement
- 5 Student Discipline
- 6 Guns and School Safety**
- 7 Race and Racism
- 8 LGBT Rights
- 9 Appendix
- 10 Acknowledgments
About the Authors
About Beta by Bellwether
About Bellwether

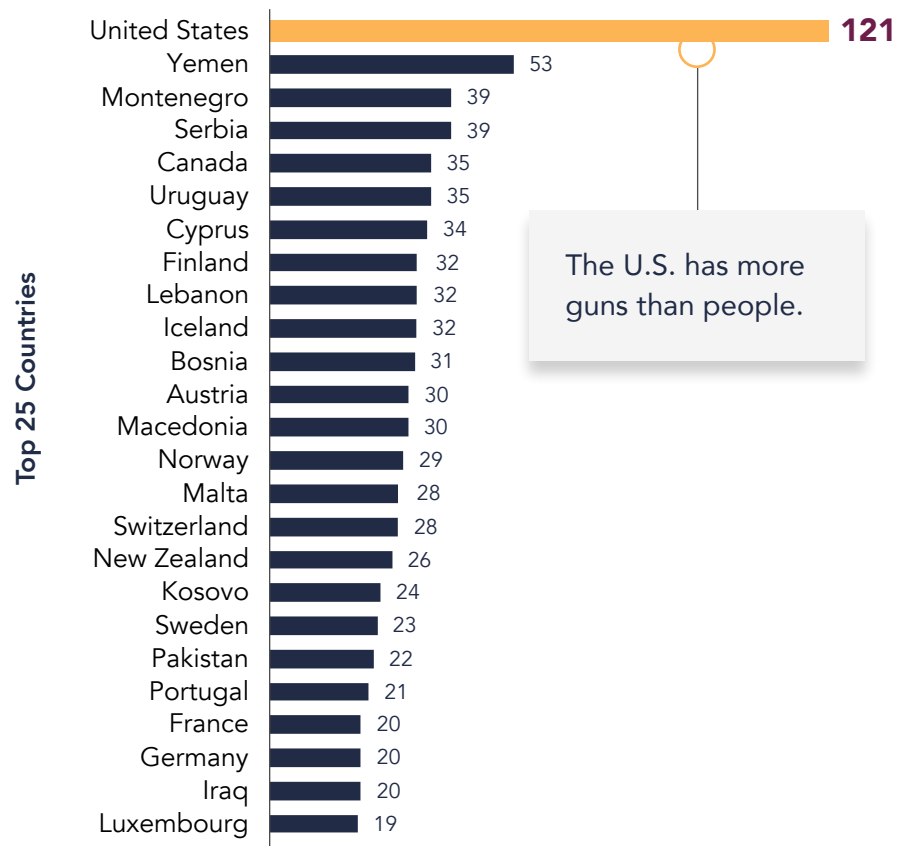
Guns and School Safety

Increasing gun violence and several high-profile shootings, including one at an elementary school in Uvalde, Texas, have thrust the issue of gun control to the forefront of public discourse. Americans are divided on the issue, with no signs of coming agreement:

- The U.S. has **more guns than people, more guns per capita than anywhere else in the world**, and as a result of both accidents and crime, guns have become **the leading cause of death for young people ages 1-19**.
- Gun purchases and gun violence **increased throughout the pandemic**.
- While Americans **generally favor stricter gun control laws, there's little consensus about what those laws should do**; even where there's broad agreement, pressure from organized special interests stymies progress in Congress.
- **Some states have taken up the issue of guns very recently**, and Congress' new gun safety law provides funding for community and school-based programming.
- School shootings are top of mind in the aftermath of Uvalde, and while horrifying, **the prevalence of school shootings varies widely depending on how a "school shooting" is defined**.
- Because policymakers struggle to reach consensus about gun policy more broadly, **school safety and issues concerning guns and schools are often the only point of agreement and thus become the focus of policymaking**.

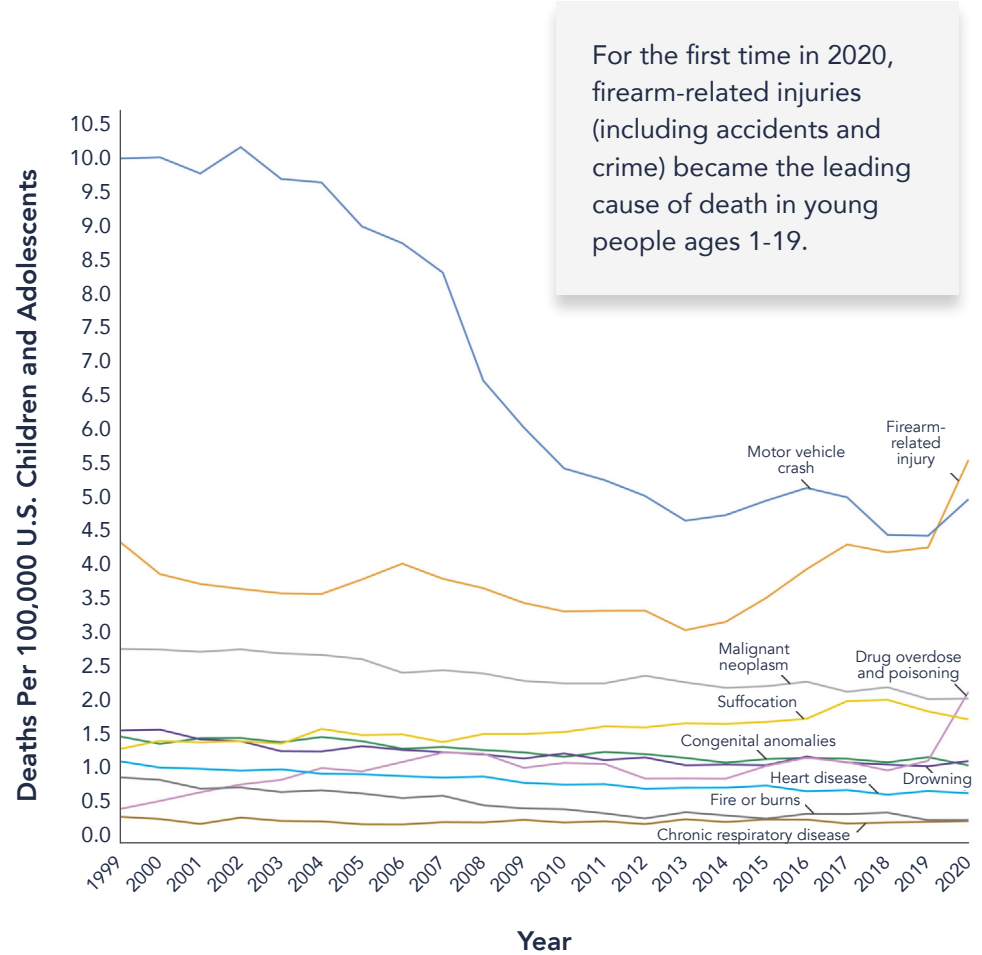
As of 2017, the U.S. had the most per-capita guns in the world; in 2020, guns were the leading cause of death in kids.

Civilian Firearm Holdings per 100 Residents, Top 25 Countries 2017



The U.S. has more guns than people.

Leading Causes of Death Among Children and Adolescents in the U.S. 1999-2020

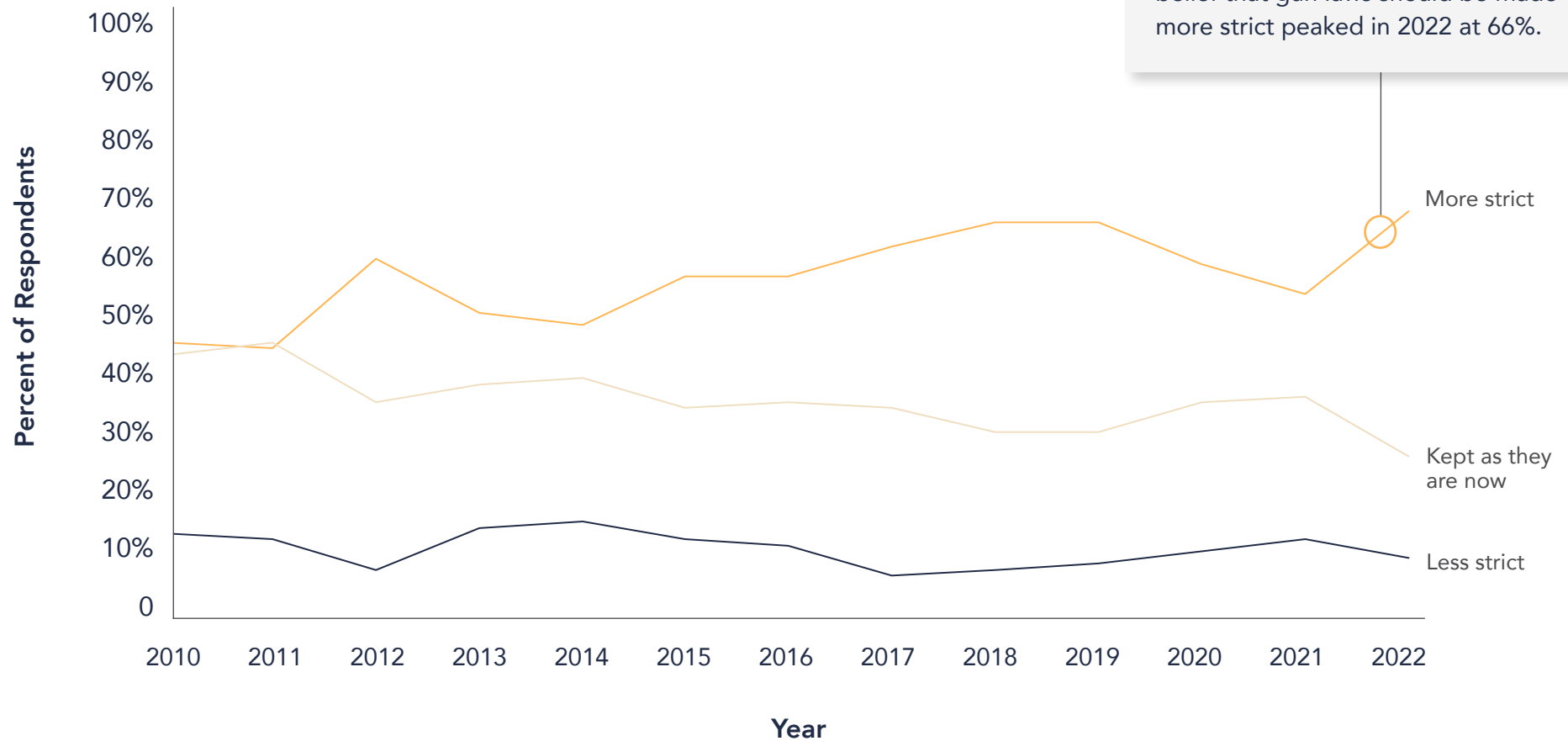


60 Sources: Small Arms Survey, "Estimating Global Civilian-Held Firearms Numbers," 2018; The Centers for Disease Control, "Provisional Mortality Statistics, 2018 through Last Month Request," 2022; IPSOS, "A Survey of the American General Population," 2022; The New England Journal of Medicine, "Current Causes of Death in Children and Adolescents in the United States," 2022.

Over the past decade, Americans have generally favored making gun laws stricter ...

In general, do you feel that the laws covering the sale of firearms should be made more strict, less strict, or kept as they are now?

2010-2022

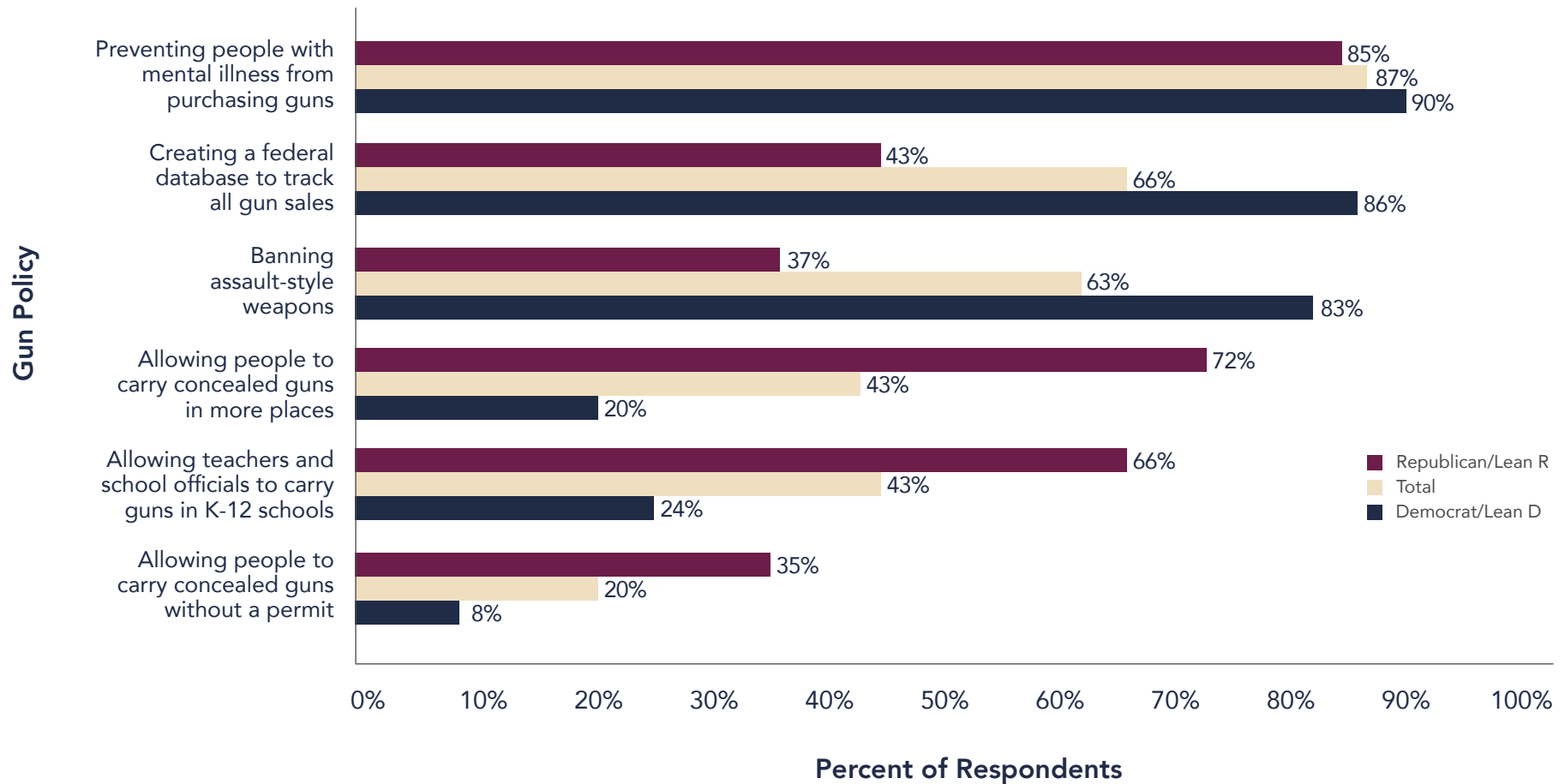


The percent of Americans indicating a belief that gun laws should be made more strict peaked in 2022 at 66%.

... but there are large partisan divides about many of the specifics of gun policies.

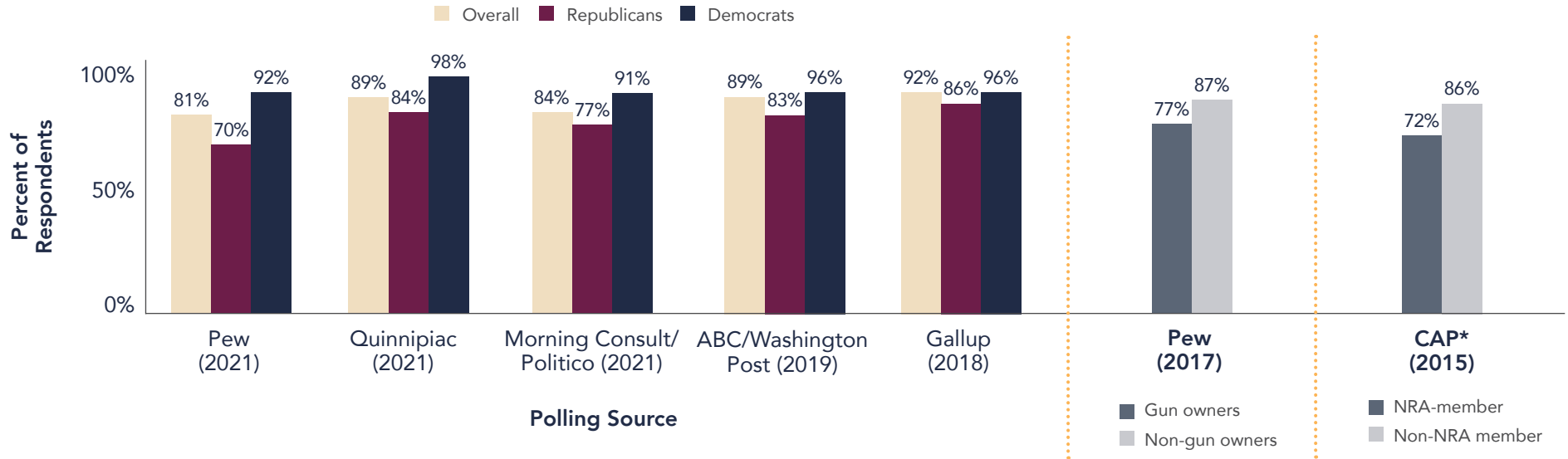
Percent of Respondents Who Favor or Strongly Favor Various Gun Policies

Survey of U.S. Adults Conducted April 5-11, 2021



Even where broad public support does exist on gun-related issues, it doesn't always translate into state or federal action.

Percent of Respondents in Favor of Expanding Background Checks for Gun Purchases
Various Years



Polls consistently show high support for background checks to purchase guns, including among gun owners and National Rifle Association (NRA) members, and yet, Congress has consistently failed to act. The House passed both the Enhanced Background Checks Act of 2021 and the Bipartisan Background Checks Act of 2021. The Senate has not voted on either.

Special interest groups such as the NRA spend millions of dollars lobbying against gun control measures, despite what the general public seems to favor. In the first half of 2019, when the two background check bills were introduced, the NRA spent more than \$1.6M lobbying members of the House and Senate against them. In 2021, gun rights groups spent a record \$15.8M on lobbying efforts and outspent gun control groups by nearly five times.

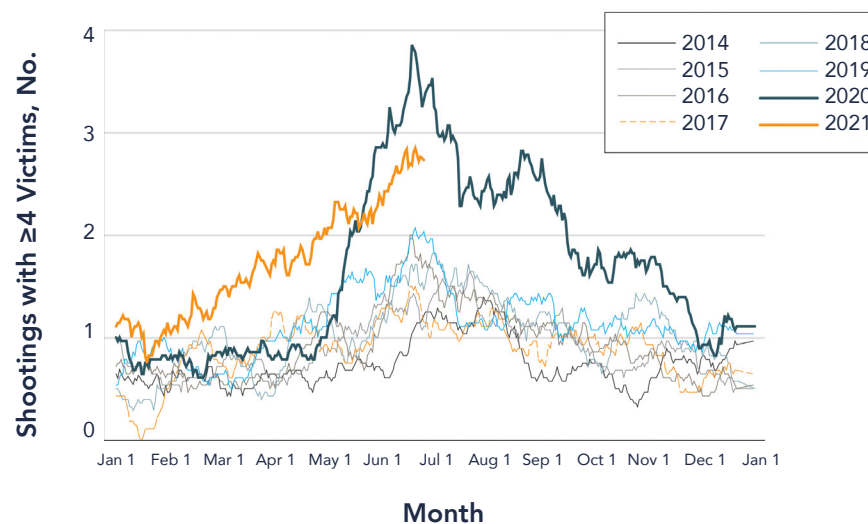
Gun purchases spiked during the pandemic — along with an increase in gun violence.

Millions of adults bought guns for the first time during the pandemic, while hundreds more mass shootings occurred than would have been expected.

Various research has found that:

- There was a surge in background checks (a proxy for gun purchases) starting in March 2020.
- 7.5M adults became new gun owners between Jan. 1, 2019, and April 26, 2021; 5.4M adults became first-time gun owners in 2021 alone.
- 33% of new gun owners were women.
- There was a 58% increase in Black Americans buying guns in 2020 compared to 2019, and a 49% increase in Hispanic Americans buying guns.
- There were 4.3M more firearm purchases nationally from March to July 2020 than expected.
- There were 4,075 more firearm injuries than expected from April through July 2020.
- Gun homicides and non-suicide-related shootings took 19,300 lives in 2020, a 25% increase from 2019.
- 39% of American households now own guns, up from 32% in 2016.

Daily Number of U.S. Shootings Involving Four or More Victims
January 2014 to June 2021



These data suggest that there were 343 more mass shootings (defined as shootings that killed or injured four or more people, not counting the perpetrator) in the 15 months of the pandemic covered by the study than would have been expected, resulting in an additional 217 deaths and 1,500 injuries.

In response to increasing gun violence and mass shootings, 10 states and Congress took up the issue of gun safety in 2022.

State Action

- California, Colorado, Delaware, Florida, Illinois, Maryland, New Jersey, New York, Vermont, and Washington all passed legislation in 2022 to strengthen gun control.
- These laws included provisions such as restricting the sale or possession of ghost guns (untraceable, homemade guns); banning the sale of assault rifles; strengthening identification, permitting, or registration requirements; and restricting or prohibiting the sale of high-capacity magazines.

Congressional Action

On June 25, 2022, President Biden signed into law the Bipartisan Safer Communities Act, which included seven main provisions:

- Support for state crisis intervention
- Protection for victims of domestic violence
- Clarified definition of Federally Licensed Firearms Dealer
- Enhanced review process for buyers under age 21
- Violence-interruption funding
- Investment in mental health services for children and families
- Increased funding for schools

On June 23, 2022 — just days prior to President Biden signing the Bipartisan Safer Communities Act — the U.S. Supreme Court ruled in *New York State Rifle and Pistol Association v. Bruen* that the state’s concealed carry law, which required residents to demonstrate “proper cause” to carry a concealed handgun, was unconstitutional.

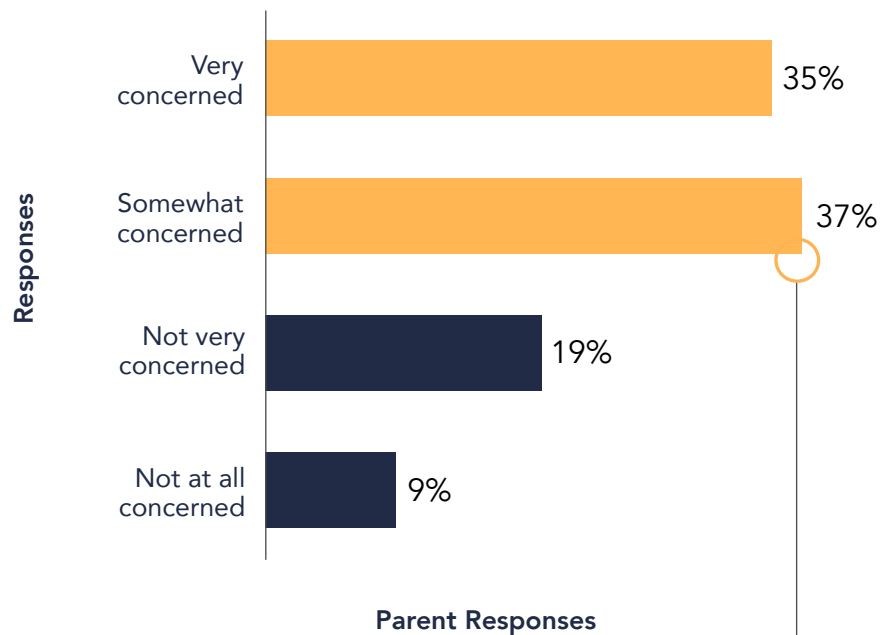
Bruen is the Court’s first major Second Amendment decision since the 2008 ruling in *District of Columbia v. Heller*, which ruled the Firearms Control Regulation Act of 1975 unconstitutional, definitively finding that the Second Amendment protects an individual’s right to possess a firearm.

The timing is noteworthy, as **the court’s ruling liberalizes gun rights at the same time states and Congress were working to strengthen gun safety laws** and support communities to address gun violence.

The issue of gun violence in schools is top of mind for parents in the aftermath of Uvalde.

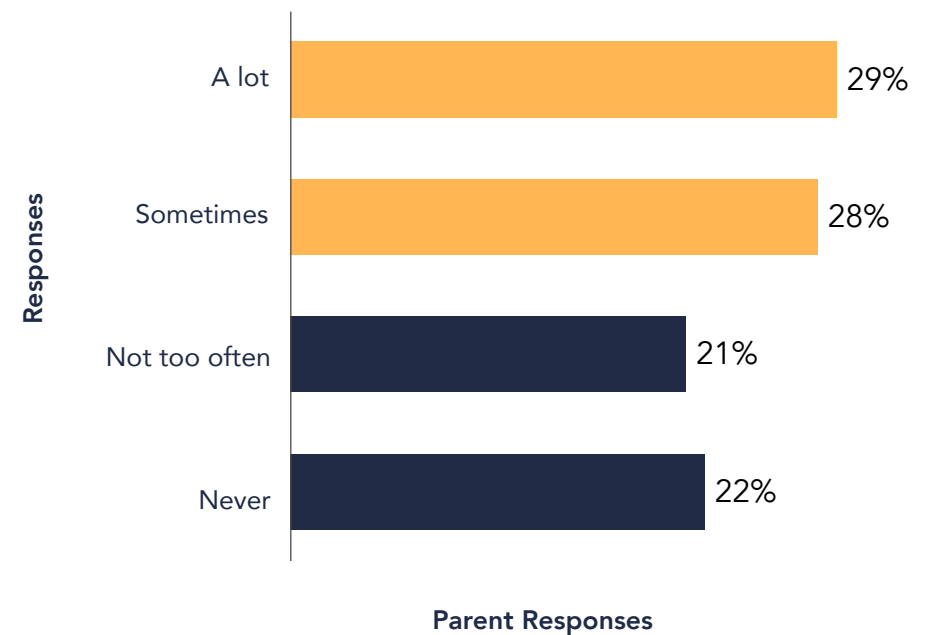
Are you concerned about gun violence at your children's school?

June 1-3, 2022



How often do your children worry about gun violence in school?

June 1-3, 2022



On May 24, 2022, 19 children and two adults were killed in a shooting at Robb Elementary School in Uvalde, Texas. A CBS News poll taken two weeks later finds that, among parents of school-aged children, 72% are somewhat or very concerned about school-based gun violence; 57% of their children worry about school-based gun violence sometimes or a lot.

The potential for a school shooting is horrifying — but their prevalence depends on how they’re defined.

Definitions of School Shootings by Organization

Education Week (EdWeek): Shootings on K-12 school property that result in firearm-related injuries or deaths.

Center for Homeland Defense and Security (CHDS): When a gun is brandished, is fired, or a bullet hits school property for any reason, regardless of the number of victims, time of day, or day of week.

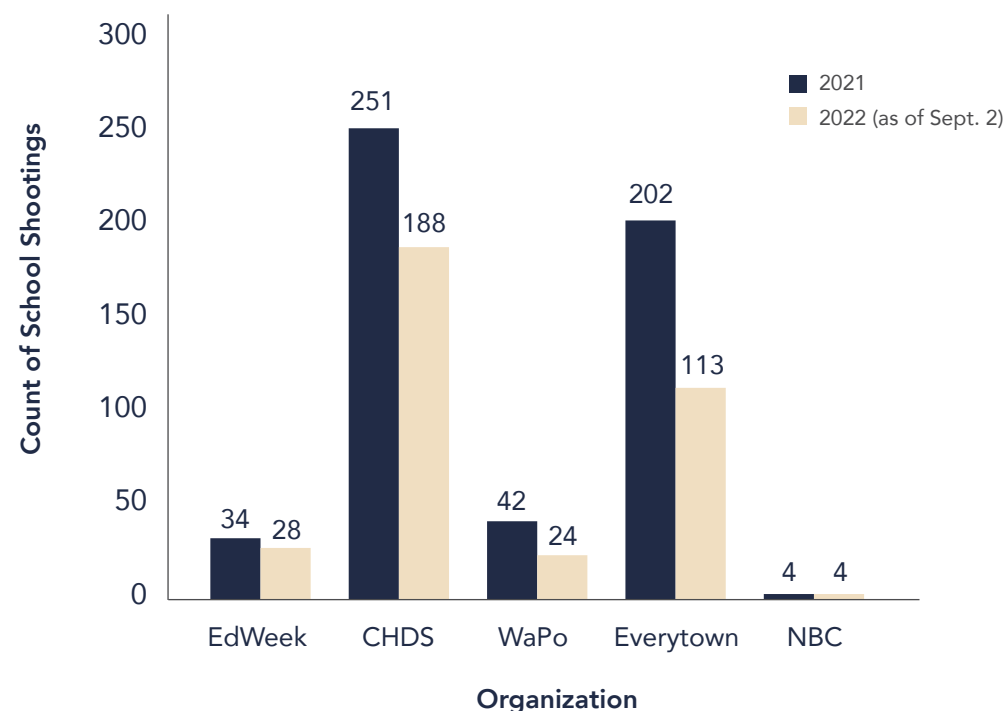
The Washington Post (WaPo): Every act of gunfire at a primary or secondary school during school hours (only those that happened on campuses immediately before, during, or just after classes). Shootings at after-hours events, accidental discharges that caused no injuries to anyone other than the person handling the gun, and suicides that occurred privately or posed no threat to other children are excluded.

Everytown for Gun Safety (Everytown): Every time a firearm discharges a live round inside or into a school building or on or onto a school campus or grounds, as documented by the press.

NBC News (NBC): Shootings meeting four criteria: (1) One or more active shooters (an individual engaged in attempting to kill people in a confined space or populated area); (2) on school property during school hours and as students are arriving or leaving, or at school-sanctioned or school-sponsored events; (3) there is intent to harm students or faculty with a gun; and (4) at least one person, other than the shooter, is injured or dies.

“Schools” are defined as ranging from nursery schools to colleges, universities, and technical schools.

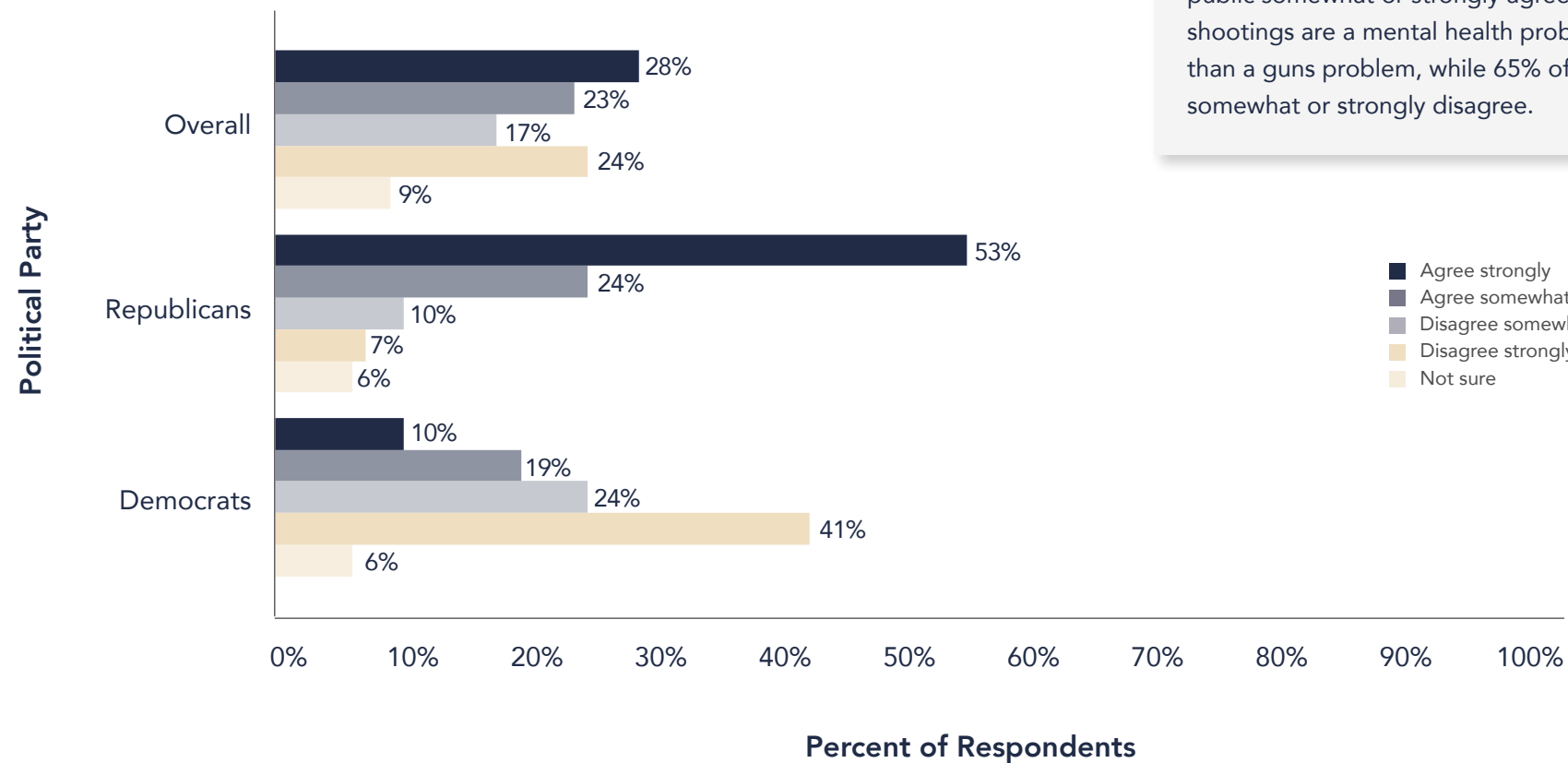
Count of School Shootings Using Different Definitions 2021 and 2022



There is no consensus among the organizations that track school shootings about the definition of a “school shooting.” Different definitions yield very different numbers and can confuse the nature of the problem — making it harder to identify responsive and tailored solutions.

Even in the wake of horrific school shootings, half of Americans don't see school shootings as a "guns problem."

Percent of respondents who agree and disagree with this statement:
School shootings are a mental health problem, not a guns problem.
May 28-31, 2022



77% of Republicans and 51% of the general public somewhat or strongly agree that school shootings are a mental health problem rather than a guns problem, while 65% of Democrats somewhat or strongly disagree.

Yet over the past two years, nine states have passed legislation addressing the issue of guns in schools.

State	Bill Number	Year Passed	Summary
ID	S 1116	2021	Requires the expulsion of a student for possession of a firearm
IL	HB 5193	2022	In safety education curriculum, adds the topic of gun safety to the category of safety in the home
KY	SB 8	2020	Updates definition of a school resource officer and requires each school resource officer to be armed (prior legislation prohibited weapons in schools regardless of who was carrying them)
MT	SB 283	2021	<ul style="list-style-type: none"> • Requires districts to expel students for having possessed a firearm at school, rather than solely bringing it to school • Allows school personnel to suspend a student if there is cause to believe they brought a firearm to school or possessed a firearm at school • Adds requirement for sanctioned instances where firearms can be brought to school by students
OH	HB 99	2022	Allows schools to opt in or out of a program that allows teachers to be armed in schools
OR	SB 554	2021	Allows the governing board of a district, public university, or community college to adopt a policy providing that the ability to carry a concealed handgun does not apply to the possession of a firearm on school or institution grounds
RI	HB 5555/ SB 73	2021	Prohibits the possession of firearms on school grounds except for peace officers, retired law enforcement officers, and persons under contract to provide school security services (prior legislation did not explicitly allow any school personnel to carry weapons)
TX	SB 741	2021	Existing law allows districts to employ school marshals who may carry firearms; regulations must provide that marshals can carry a concealed handgun unless their primary duty involves regular, direct contact with students; this law allows a marshal to carry a handgun even when in direct contact with students so they can use it if necessary
VA	SB 1080	2020	Provides that no school board may authorize or designate any person to possess a firearm on school property other than those expressly authorized by statute; clarifies that no exemption exists for a special conservator of the peace to possess a firearm or other weapon on school property

The 2022 Bipartisan Safer Communities Act also focused heavily on schools, in lieu of more controversial topics.

While the act is a step forward, it doesn't include any of the major platform issues of gun control advocates, such as:

- Requiring universal background checks
- Banning assault weapons and high-capacity magazines
- Raising the age for buying a gun
- Outlawing ghost guns

These issues are non-starters for gun rights groups and for many Republicans. In response to a speech President Biden made renewing the call for a ban on assault weapons and high-capacity magazines, Sen. John Cornyn (Texas), the lead Republican negotiator for the Bipartisan Safer Communities Act, said:

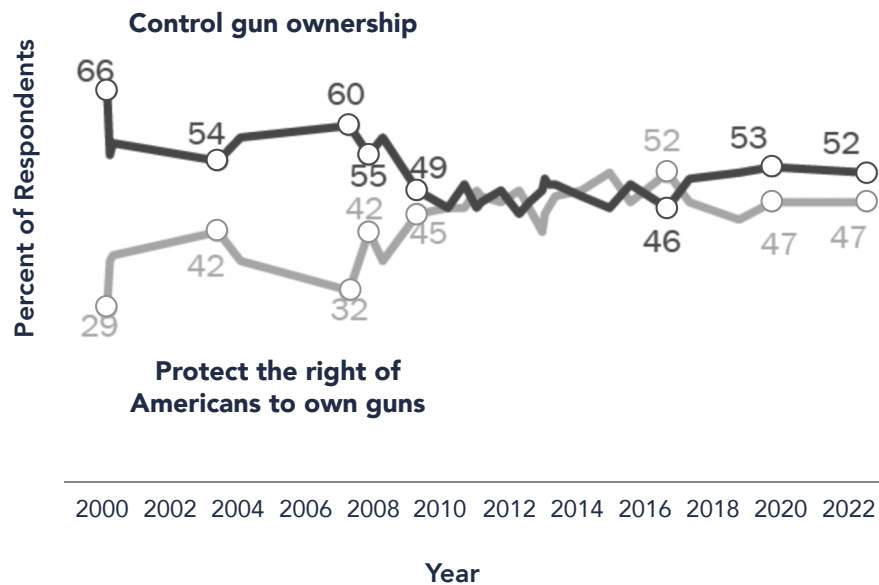
"... the sorts of things [Biden] was calling for, don't have support in the Senate or in the Congress on a bipartisan basis. In other words, they can't get done."

Where Republicans and Democrats can get things done is around schools. The final bill included billions of dollars for school-based programming, including:

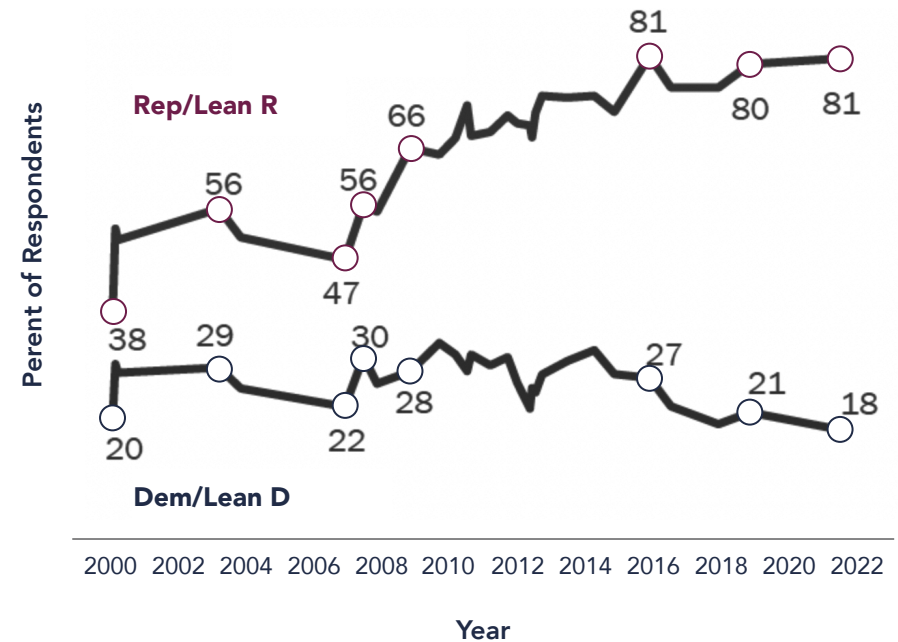
- \$500M to the School-Based Mental Health Services Grant Program
- \$500M in funding to the Mental Health Service Professional Demonstration Grant
- \$1B through Title IV-A to support activities to improve conditions for student learning
- \$50M to the 21st Century Community Learning Centers program
- \$300M through the STOP School Violence Act to support school safety

Looking forward, gun control is likely to remain a gridlocked issue in this country, divided by party lines.

Percent of Respondents Who Say It's More Important to ...
2000-2022

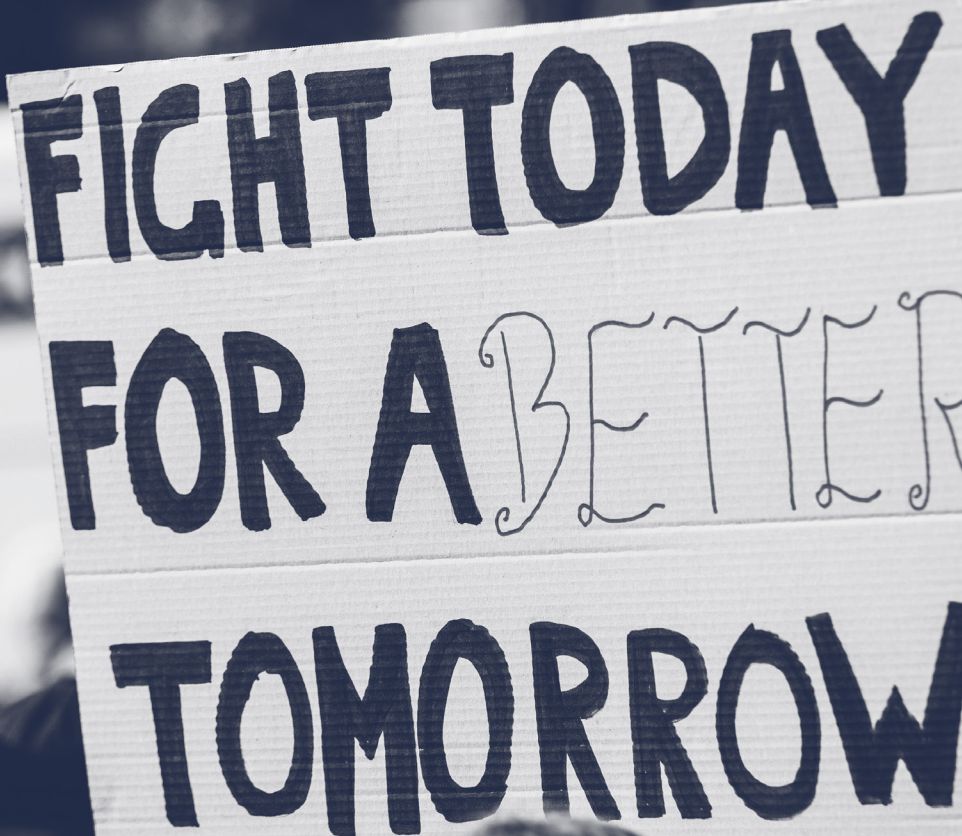


Percent of Respondents Who Say It's More Important
to Protect the Right of Americans to Own Guns
2000-2022



Over the past decade, Americans have been closely divided on the question of whether it's more important to control gun ownership or protect the rights of Americans to own guns. However, the issue is sharply divided along political party lines, with 81% of Republicans and just 18% of Democrats saying in 2022 that it is more important to protect gun ownership rights than control it.

Contents



FIGHT TODAY
FOR A BETTER
TOMORROW

- 1 Introduction
 - 2 Executive Summary
 - 3 School Enrollment
 - 4 Student Achievement
 - 5 Student Discipline
 - 6 Guns and School Safety
 - 7 Race and Racism**
 - 8 LGBT Rights
 - 9 Appendix
 - 10 Acknowledgments
- About the Authors
About Beta by Bellwether
About Bellwether

Race and Racism

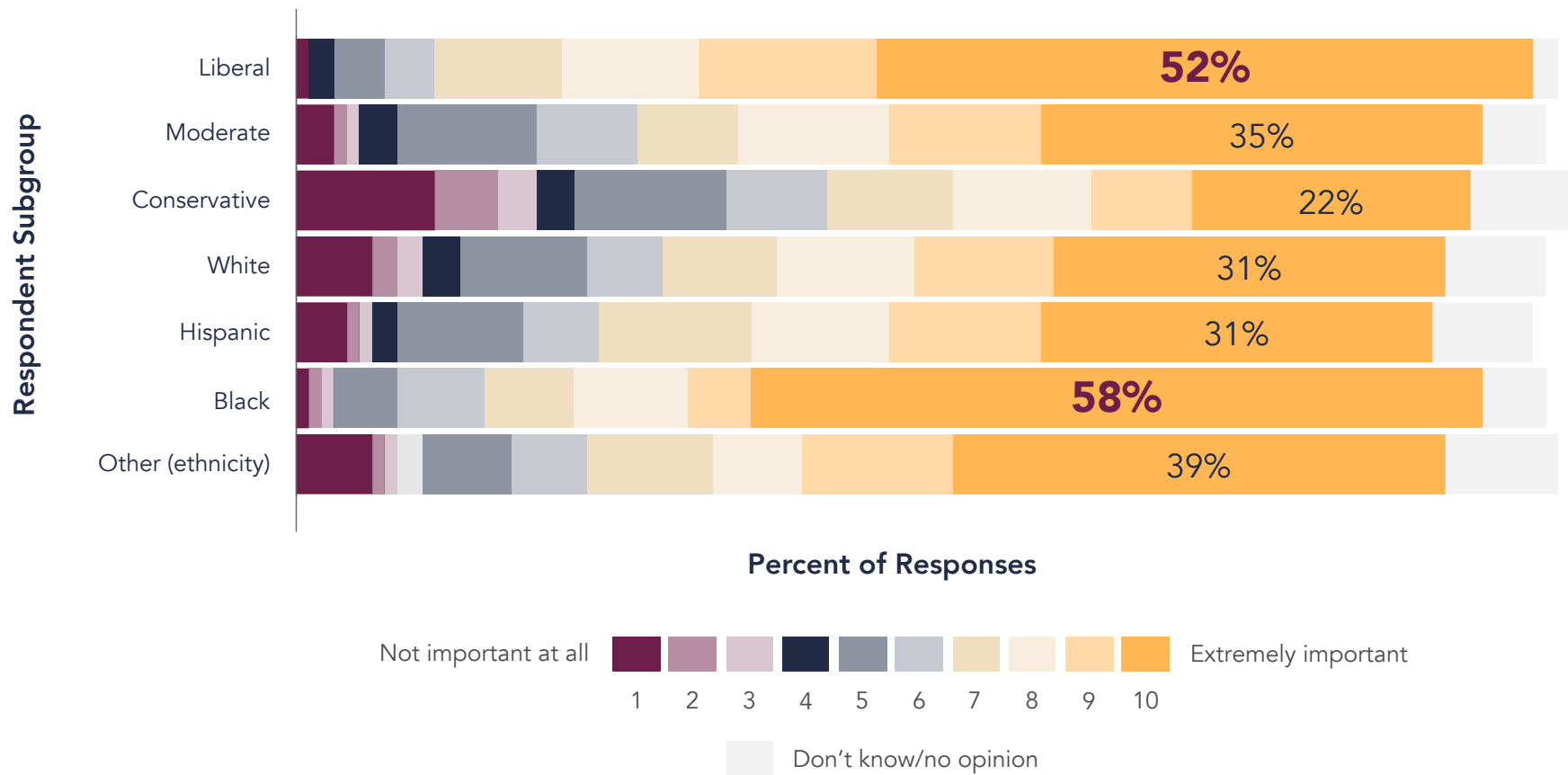
The May 2020 murder of George Floyd by a Minneapolis, Minnesota police officer was a tipping point for the U.S. The tragedy of Floyd's death — compounded with education, health, and economic racial disparities throughout the pandemic — led to an eruption of anger and frustration nationwide. In response to public demands for change, businesses, government systems, and school systems began addressing the issue of systemic racism through actions like public commitments to DEI work. However, poor design and implementation of DEI work led to national criticisms of it, which sparked a conservative political backlash. National tension regarding DEI, racism, and K-12 education has escalated for a variety of reasons, including:

- Racial tensions that boiled over during the pandemic **boiled over into the workplace and spilled into everyday life** for many Americans.
- **Spending on DEI consultants and initiatives** dramatically increased in the wake of Floyd's murder, with a **sudden and rapid** rate of adoption for DEI work across the U.S.
- As DEI work became more prevalent, **tension, confusion, and quality issues** began to surface, and **CRT emerged as a political catchall** for everything related to DEI, social justice, race, and racism.
- President Trump issued an EO **banning DEI trainings in the federal government.**
- The history of the U.S., **the history of race and racism**, and how or when it is taught in schools continues to be a contentious topic despite a surprising amount of common ground among many Americans.

Issues of race, racism, and equity became a focal point, especially for the progressive left and Black Americans.

On a scale from 1 to 10, with 1 as not important at all and 10 as extremely important, how important do you think the historical legacy of racism in the United States is in influencing the current protests and demonstrations in dozens of U.S. cities?

May 20 to June 1, 2020



Responding to the concerns regarding race and racism in the U.S., many business sectors began investing in DEI work.

It's a start: Fortune 1000 companies commit \$66 billion to racial-equity initiatives

Following the George Floyd Protests ...

May 25 to Oct. 31, 2020; N=1144 Encompassing New and Recently Removed Fortune 1000 Companies

32% of companies made statements in support of racial justice.

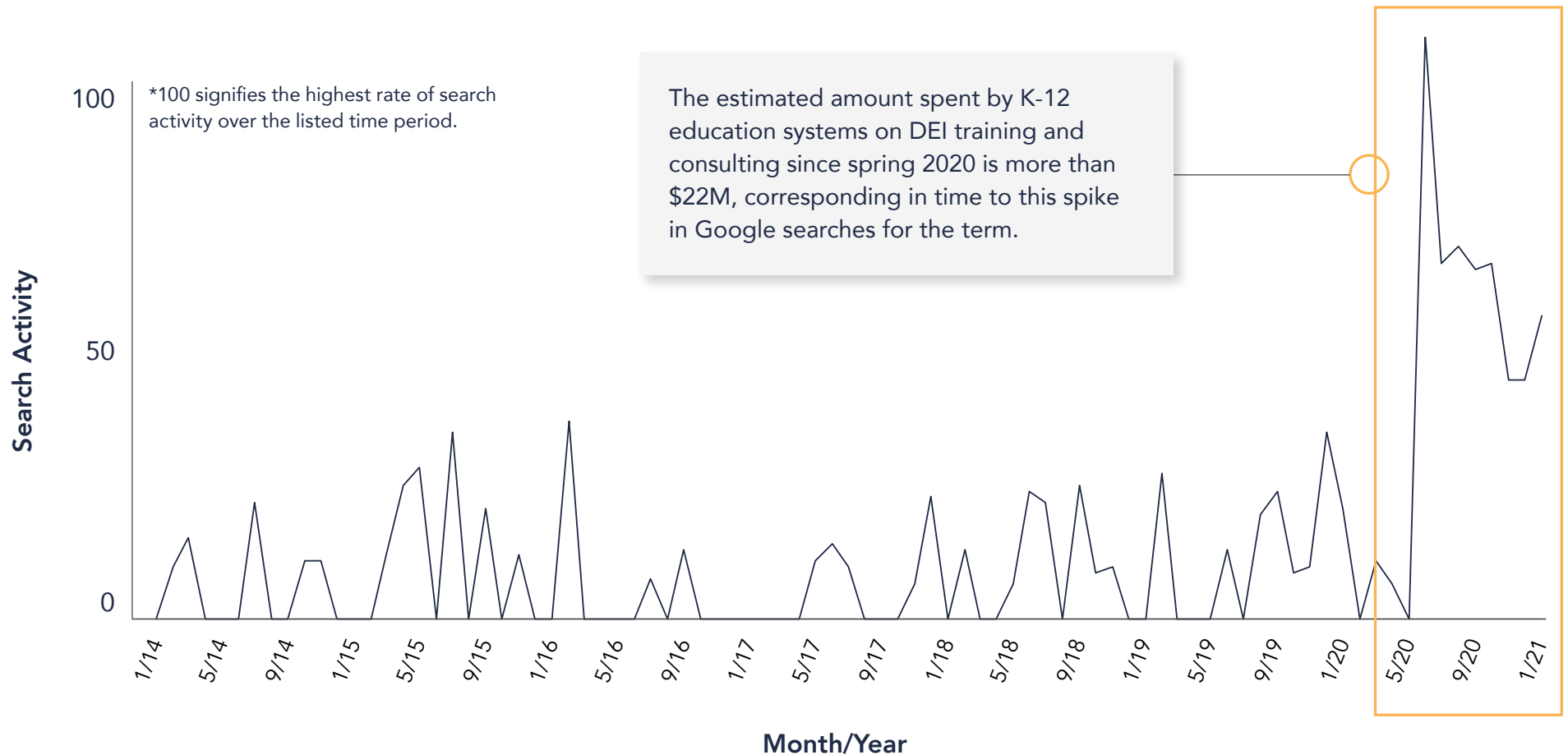
22% of companies made external commitments to promote racial equity with regard to economic opportunities.

18% of companies made internal commitments to promote DEI.

Interest in DEI training increased significantly ...

Google Search Activity: "DEI Training"

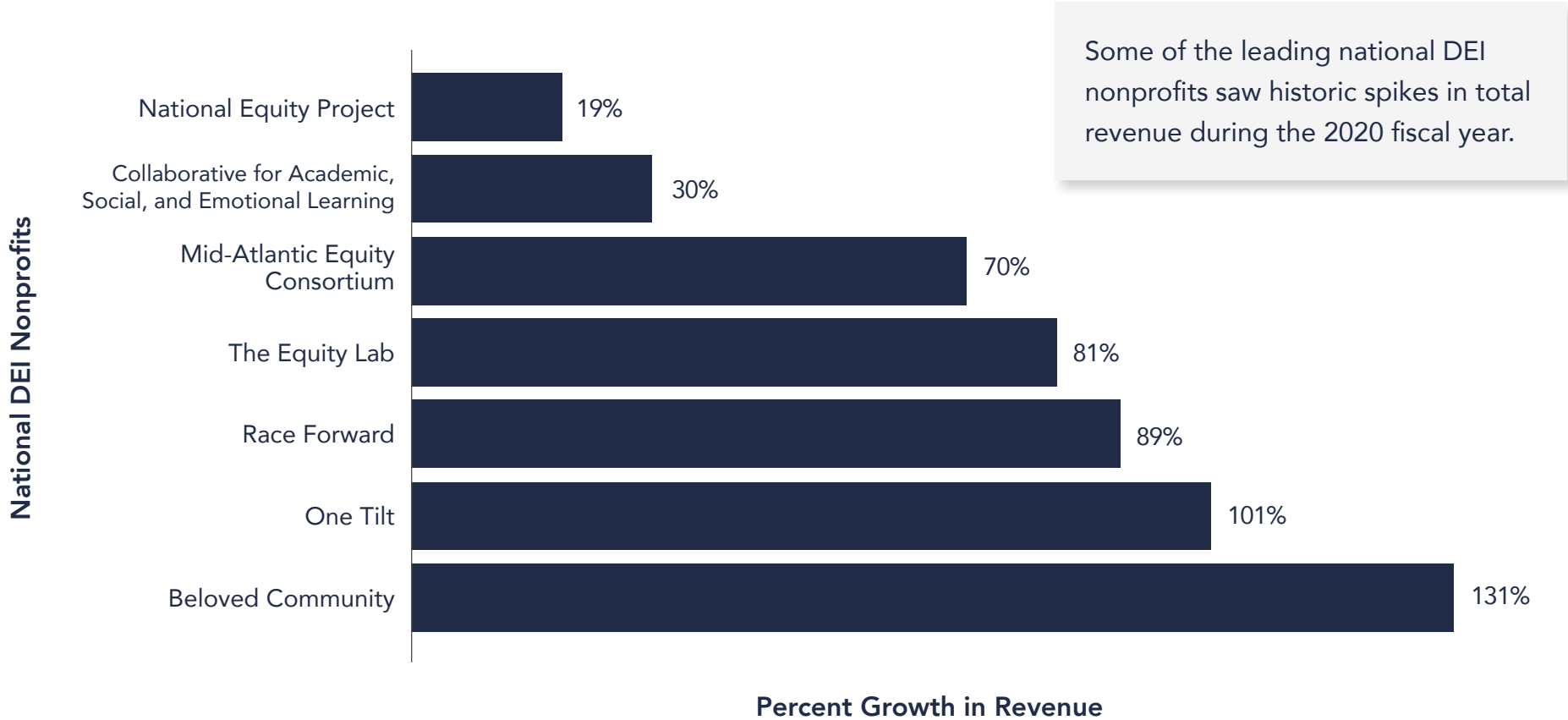
January 2014 to January 2021



76 Sources: Parents Defending Education, "Consultant Report Card," 2021; ProPublica Nonprofit Explorer, "National Equity Project," 2022; ProPublica Nonprofit Explorer, "Collaborative for Academic Social & Emotional Learning," 2022; ProPublica Nonprofit Explorer, "Mid Atlantic Equity Consortium Inc.," 2022; ProPublica Nonprofit Explorer, "Fellowship for Race & Equity in Education," 2022; ProPublica Nonprofit Explorer, "Race Forward," 2022; ProPublica Nonprofit Explorer, "ONETILT," 2022; ProPublica Nonprofit Explorer, "Beloved Community," 2022.

... and leading nonprofit DEI consulting organizations saw tremendous revenue growth in the 2020 fiscal year.

Percent Growth in Revenue Among Leading U.S. Nonprofit DEI Consultancies
2019-20



77 Sources: Parents Defending Education, "Consultant Report Card," 2021; ProPublica Nonprofit Explorer, "National Equity Project," 2022; ProPublica Nonprofit Explorer, "Collaborative for Academic Social & Emotional Learning," 2022; ProPublica Nonprofit Explorer, "Mid Atlantic Equity Consortium Inc.," 2022; ProPublica Nonprofit Explorer, "Fellowship for Race & Equity in Education," 2022; ProPublica Nonprofit Explorer, "Race Forward," 2022; ProPublica Nonprofit Explorer, "ONETILT," 2022; ProPublica Nonprofit Explorer, "Beloved Community," 2022.

As DEI work flooded all sectors of the U.S., inconsistencies, poor implementation, and questions of validity began to surface.

- The research on DEI work in the U.S. is mixed with little conclusive evidence.
- Some studies on DEI have revealed adverse effects, suggesting flaws in the idea that doing anything is better than doing nothing.
- Multiple studies, including one of the largest and most cited studies on DEI work, reveal only marginal positive effects with DEI initiatives.
- The measurements and objectives for DEI work vary based on the context (schools, workplace, government, etc.).
- More research on approaches and implementation is needed to effectively understand how DEI initiatives can achieve their desired outcomes within various organizational settings.

A toxic blend of political opportunism, ideology, and sloppy implementation of DEI work fueled a conservative backlash.

Conservative Activists Push Back on DEI Initiatives in Public Sector Agencies

May to August 2020

- Uptick in DEI and other social justice-focused initiatives begin to take place in public agencies and other public business industries.
- Chris Rufo, senior fellow at conservative think tank Manhattan Institute, begins attack on DEI and social justice trainings with article titled "Cult Programming in Seattle."
- Rufo follows his initial article with a piece titled "White Fragility Comes to Washington" and begins talking openly and consistently about "critical race theory."

George Floyd: Why are companies speaking up this time?

© 7 June 2020

Cult Programming in Seattle

The city is training white municipal employees to overcome their "internalized racial superiority."

Christopher F. Rufo
July 8, 2020 The Social Order

"White Fragility" Comes to Washington

Profiteering race theorists expand their footprint in the federal bureaucracy.

Christopher F. Rufo
July 18, 2020 The Social Order; Politics and Law

Within months, public discourse over DEI initiatives had spread among businesses, government, and public education entities.

Teaching Hate

The Seattle school district claims that the U.S. education system is guilty of “spirit murder” against black children.

Christopher F. Rufo

December 18, 2020 Education; The Social Order

EYE ON THE NEWS

The Pollyanna Principals

How one consultancy capitalized on New York prep schools’ mad fad for “anti-racism”

Charles Fain Lehman

March 15, 2021 New York; Education; The Social Order

NJ teacher cleared for slavery lesson that allegedly included cotton picking, whip-cracking noises

BY MORGAN GSTALTER - 02/14/20 12:55 PM ET

SHARE TWEET

Black Parents Outraged After White Teacher Casts Children As Slaves In Play

The Connecticut teacher is now on administrative leave.

San Diego school district held ‘white privilege’ training, told teachers ‘you are racist’

By Jackie Salo

December 6, 2020 | 11:31am | Updated

Wokefornia

California’s ethnic-studies mandate for K–12ers is dead for now, but cultural Marxism is flourishing.

Larry Sand

October 23, 2020 Education; California

California School Asks Third Graders to ‘Deconstruct Their Racial and Sexual Identities’

Posted by Jeff Johnston | Jan 14, 2021 | Sexuality

NEW & STORIES

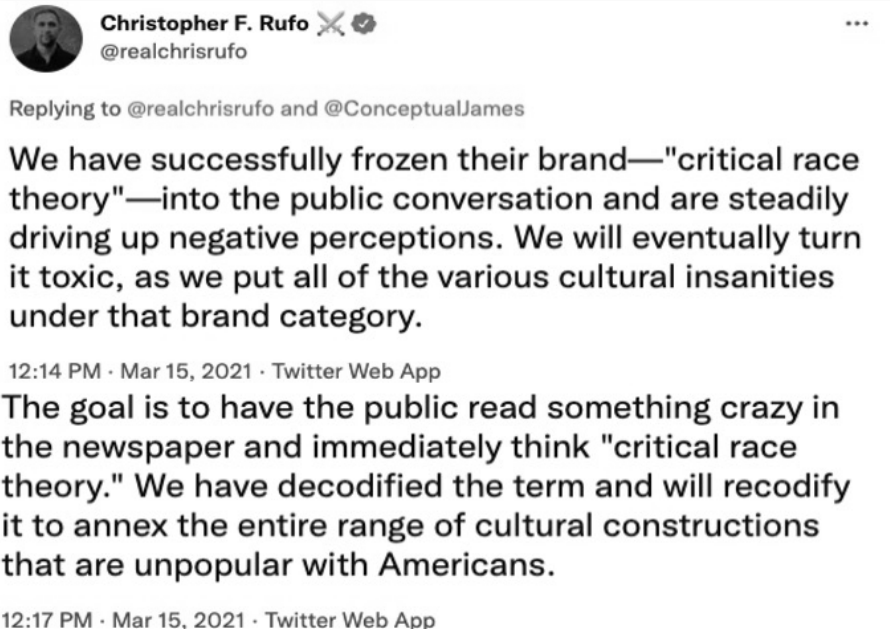
Critical Race Theory has Infiltrated California’s Public Schools

California Critical Race Theory Education Reform
CREG BUST SEPTEMBER 29, 2020

Media headlines throughout 2020 and 2021 showcased poorly designed and implemented efforts at addressing DEI in K-12 schools.

Over time, CRT became a catchall term for all DEI-focused initiatives.

CRT became a catchall phrase in part through intentional efforts of some conservative activists.



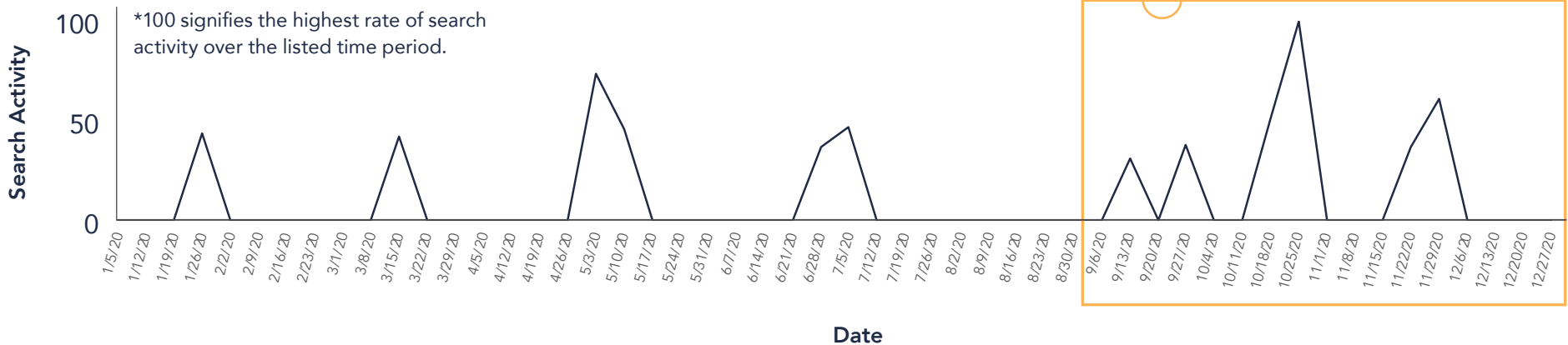
What is CRT?

CRT is an academic and legal framework developed in the 1980s. Scholars, academics, and activists use it to examine how America's social, political, and legal structures and institutional dynamics are shaped by race and racism.

Polls show that CRT was a relatively unknown term and concept — which made it easy to exploit. A recent University of Southern California study found that Americans still don't have a clear understanding of CRT. The study found that, even for Americans claiming to know what CRT was "a lot" or "enough to explain it to the others," only 58% of the respondents, on average, correctly selected the concepts of CRT.

As DEI trainings spread into the public K-12 system, so did the backlash against CRT.

Google Search Activity: "CRT in Schools" 2020



Consistent activity surge starts in September.

I'm a Former Teacher. Here's How Your Children Are Getting Indoctrinated by Leftist Ideology.
Aug 17, 2020 2 min read

Stop Trying to Indoctrinate Our Kids
BY ERIKA SANZI SEPTEMBER 15, 2020

Loudoun County Public Schools spent \$422K on controversial critical race theory curriculum in past two years
Sep 22, 2020

Schools Embrace 'Critical Race Theory' - Another Reason Parents Should Download Our Free Resource
Posted by Jeff Johnson

Critical Race Theory in American Classrooms
The radical curriculum may already be at a public school near you.
 Max Eden
 September 18, 2020 Education: The Social Order

Creeping critical race theory in Manhattan's private schools
'At the two private schools my sons attend in New York City, a new kind of "education" is now in full force'
 October 2, 2020 | 5:59 pm

Indoctrinating an Entire School System in PC Racism
Christopher F. Ruffo
 New York Post, December 18, 2020
 Education: Pre K-12; Race: Other

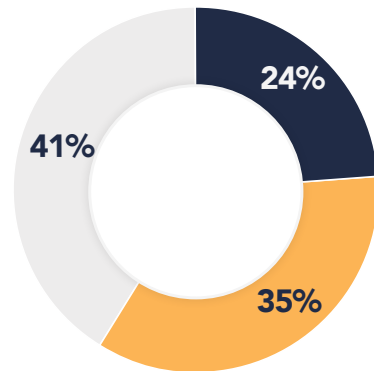
Critical Race Theory Explodes in K-12
September 9, 2020

Yet, while CRT dominated headlines and political positioning, most American adults and parents remained unfamiliar with it.

How much have you heard about critical race theory?

CBS News Poll of U.S. Adults, Feb. 15-18, 2022

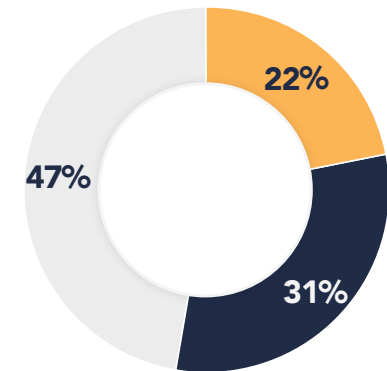
- A lot
- A little
- Nothing at all



Do you believe critical race theory is currently being taught to your child in school?

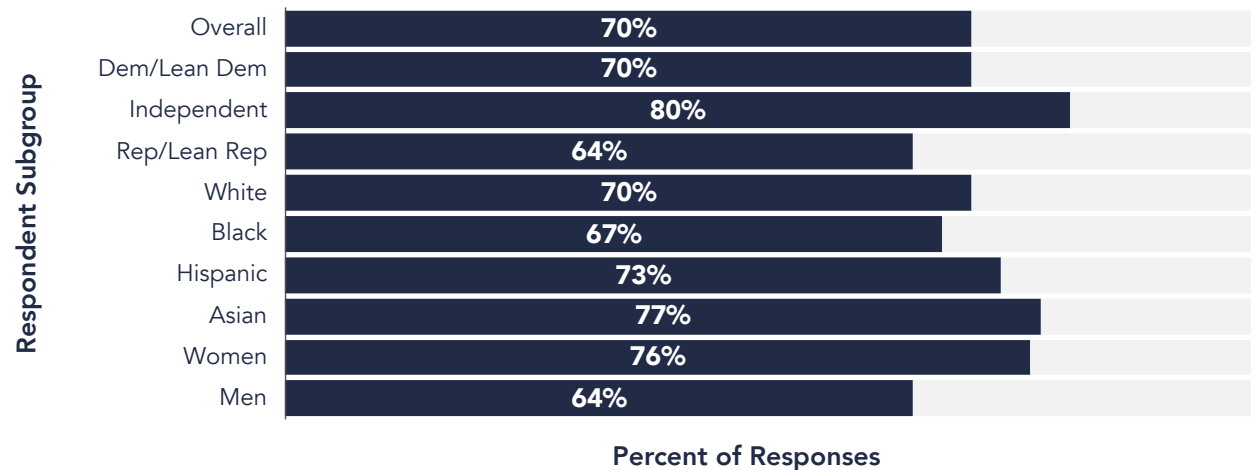
The Economist/YouGov Poll of Parents of School-Aged Children, May 15-17, 2022

- Yes
- No
- Not sure



How familiar are you with critical race theory (CRT)?

Nov. 3 to Dec. 2, 2021; U.S. Adults



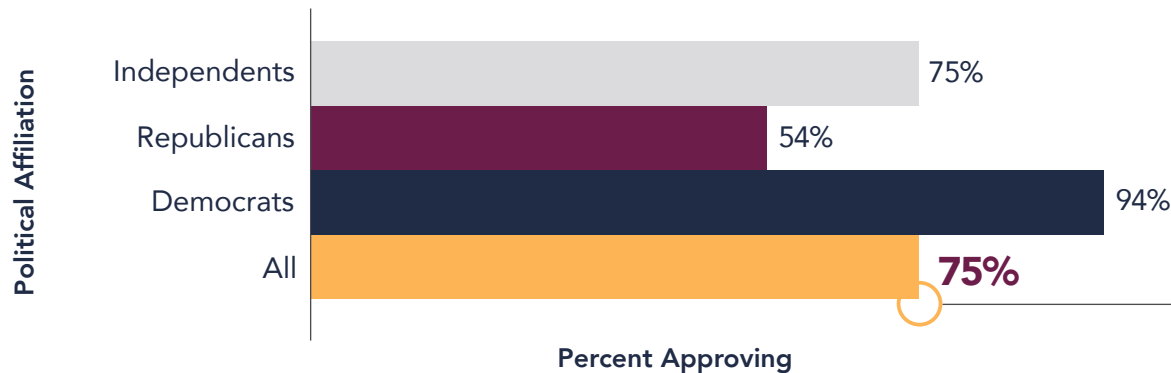
- Not at all/Not very familiar
- Extremely/Very familiar

At the height of CRT political tensions, even the majority of blue/Democratic America knew very little about it.

Removing CRT from poll questions shows how politicized the term has become.

Percent of respondents responding 'approve' to the question: *Do you approve or disapprove of public schools teaching about the history of racism?*

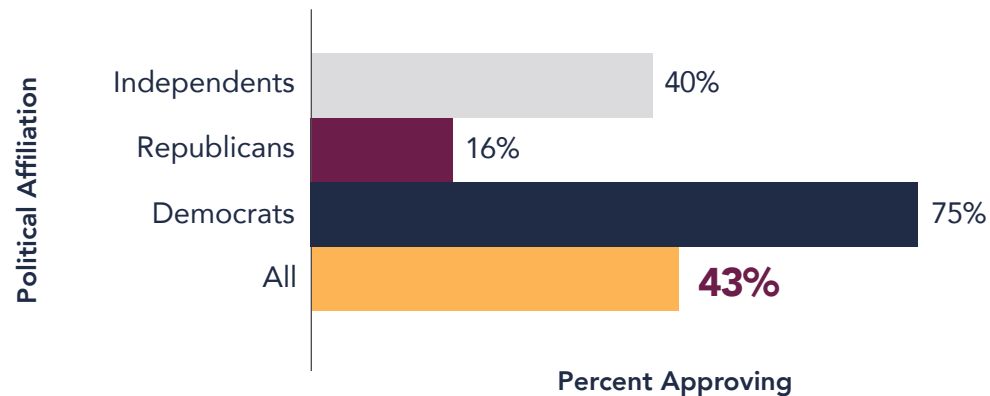
Nov. 4-8, 2021



Zooming in on responses from these two similar questions show a polarizing reaction for when "CRT" is used instead of "racism" in the question.

Percent of respondents responding 'approve' to the question: *Do you approve or disapprove of public schools teaching about critical race theory?*

Nov. 4-8, 2021



In September 2020, President Trump signed an EO prohibiting federal DEI trainings.

Summary of Trump's EO

Intent of the EO

Eliminate DEI trainings that were taking place in federal government institutions (e.g., branches of the military, federal agencies).

Policy Summary

Trump's EO listed a series of "divisive concepts" that were not to be discussed in formal trainings for federal government employees.

The Prohibited "Divisive Concepts"

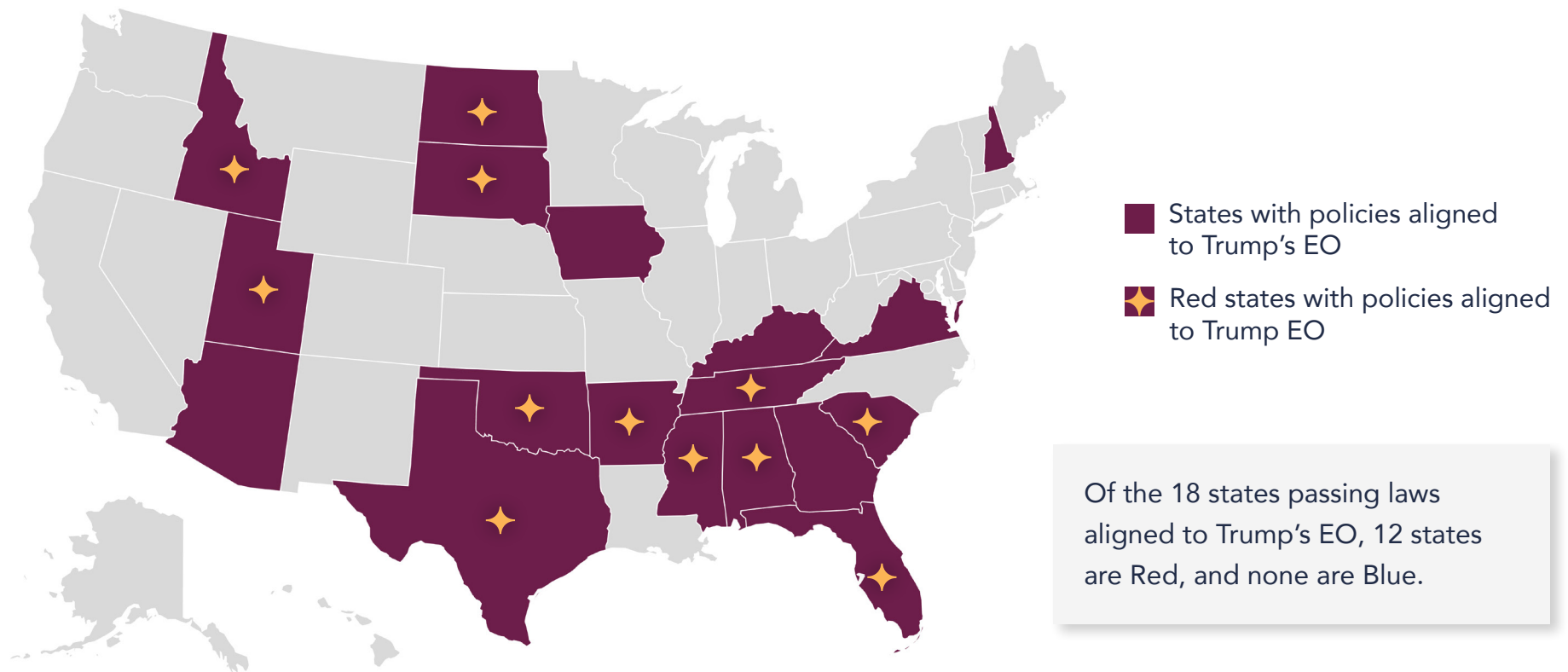
1. One race or sex is inherently superior to another race or sex
2. The U.S. is fundamentally racist or sexist
3. An individual, by virtue of his or her race or sex, is inherently racist, sexist, or oppressive, whether consciously or unconsciously
4. An individual should be discriminated against or receive adverse treatment solely or partly because of their race or sex
5. Members of one race or sex cannot and should not attempt to treat others without respect to race or sex
6. An individual's moral character is necessarily determined by his or her race or sex
7. An individual, by virtue of his or her race or sex, bears responsibility for actions committed in the past by other members of the same race or sex
8. Any individual should feel discomfort, guilt, anguish, or any other form of psychological distress on account of his or her race or sex
9. Meritocracy or traits such as hard work ethic are racist or sexist, or were created by a particular race to oppress another race

Note that Trump's EO did not explicitly mention CRT.

Within months, 18 states passed policies prohibiting K-12 systems from discussing concepts outlined in Trump's EO.

States Passing Laws Aligned to Trump's EO

As of Sept. 1, 2022



The policy adoptions from the 18 states were big conservative wins, but vague language makes them difficult to enforce.

What, exactly, these policies prohibit is vague and unclear. For example:

- **Florida HB7/SB 148:** Prohibits teaching on concepts or professional development that “espouses, promotes, advances, inculcates, or compels” belief in certain ideas about race, sex, color, or national origin.
- **Texas HB 3979:** Declares that a teacher “may not be compelled to discuss a particular current event or widely debated and currently controversial issue of public policy or social affair.”
- **Virginia EO 1:** Prohibits the use of “inherently divisive concepts, including CRT ...”

Just four state policies outline any specific consequences for violations, including:

- **Arizona HB 2898:** “The court may impose a civil penalty not to exceed \$5,000 per school district ...”
- **New Hampshire HB 2:** “Violation of this section by an educator shall be considered a violation of the educator code of conduct that justifies disciplinary sanction by the state board of education.”
- **Tennessee SB 623:** “If the commissioner of education finds that an LEA or public charter school knowingly violated this section, then the commissioner shall withhold state funds, in an amount determined by the commissioner ...”
- **Georgia HB 1084:** “The commission is authorized to provide for denying a certificate to an applicant, suspending or revoking a certificate, or otherwise disciplining the holder of a certificate ...”

Despite being vague and difficult to enforce, these policies are altering how school systems discuss history, race, and racism.

"A lot of the trainings for U.S. history teachers in my district devolved into fears about, 'Will I lose my job if I teach Jim Crow? Will I lose my job if I teach some of the basics of American history?'"

—HIGH SCHOOL HISTORY TEACHER FROM TENNESSEE

Teachers Say Laws Banning Critical Race Theory Are Putting A Chill On Their Lessons

"We asked for clarification from the state, from the union, from school lawyers. The universal response is no one's really sure." ... "It led us to be exceptionally cautious because we don't want to risk our livelihoods when we're not sure what the rules are."

—HIGH SCHOOL HISTORY TEACHER FROM NEW HAMPSHIRE

HISTORY • EDUCATION
Anti-'Critical Race Theory' Laws Are Working. Teachers Are Thinking Twice About How They Talk About Race

New critical race theory laws have teachers scared, confused and self-censoring

Texas teachers say GOP's new social studies law will hinder how an entire generation understands race, history and current events

"What if they say the wrong thing?" ... "What if somebody in their class during the critical thinking brings up the word oppression or systemic racism? Are they [educators] in danger? Is their job in danger?"

—HIGH SCHOOL TEACHER FROM OKLAHOMA

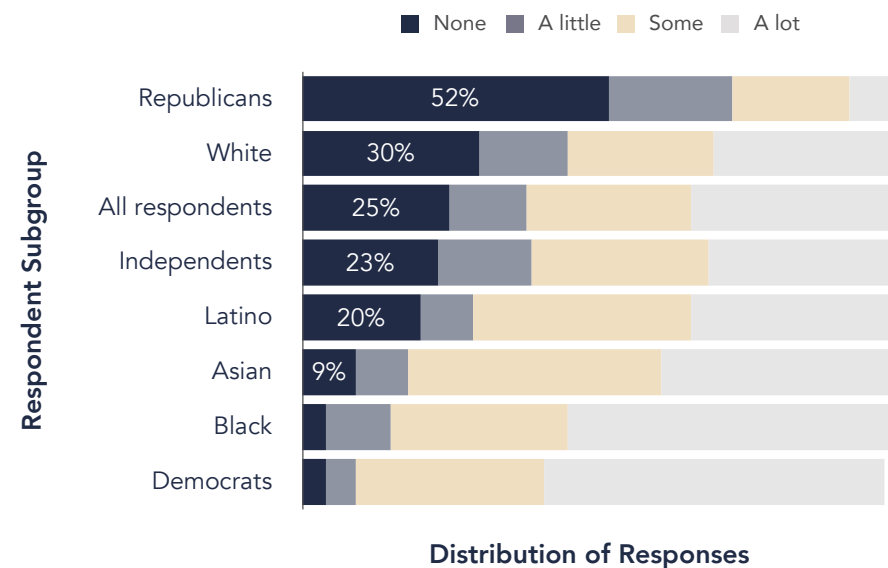
"This bill is going to prevent us from changing the trajectories of the most disenfranchised, marginalized and impoverished students — those who already do not have a voice ..."

—MIDDLE SCHOOL SOCIAL STUDIES TEACHER FROM TEXAS

Across political and racial/ethnic categories, Americans disagree about how schools should teach about racism.

How much should public schools teach about racial inequality?

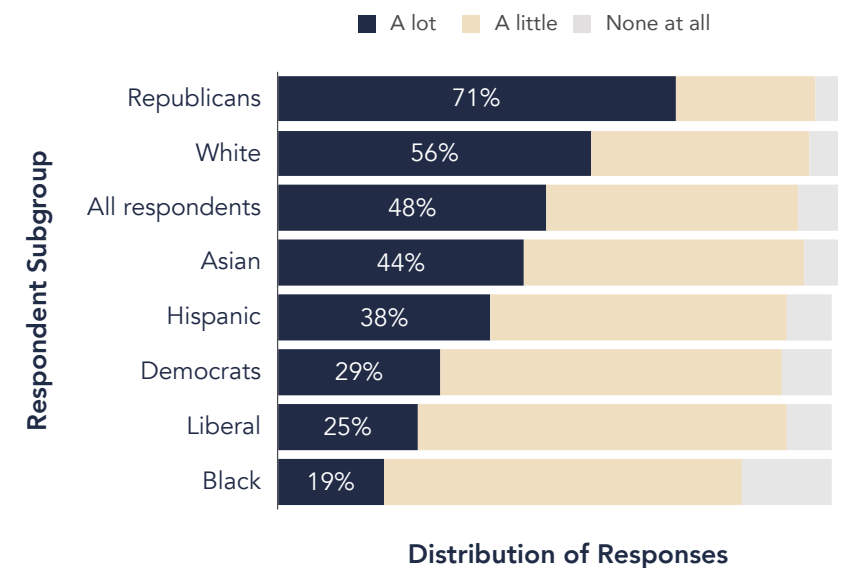
December 2021



Higher proportions of Republicans and white Americans think the U.S. has made a lot of progress over the past 50 years, and that schools should teach nothing or only a little about racial inequality.

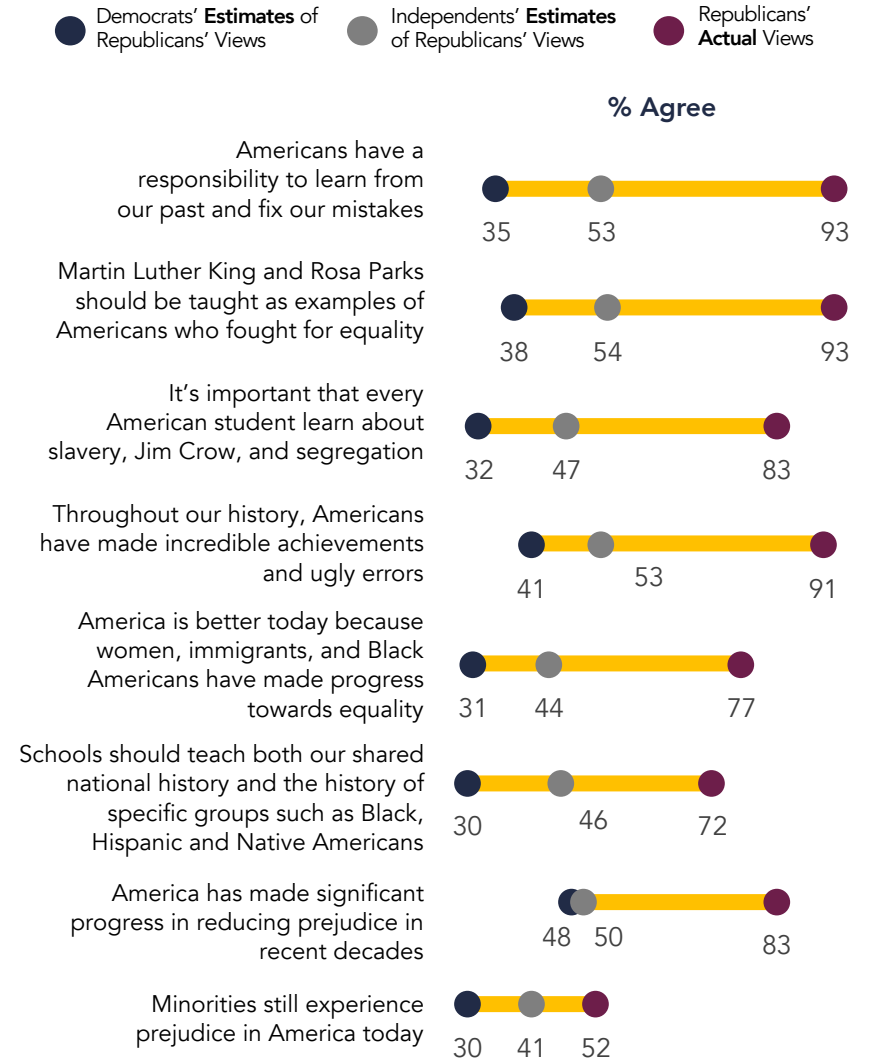
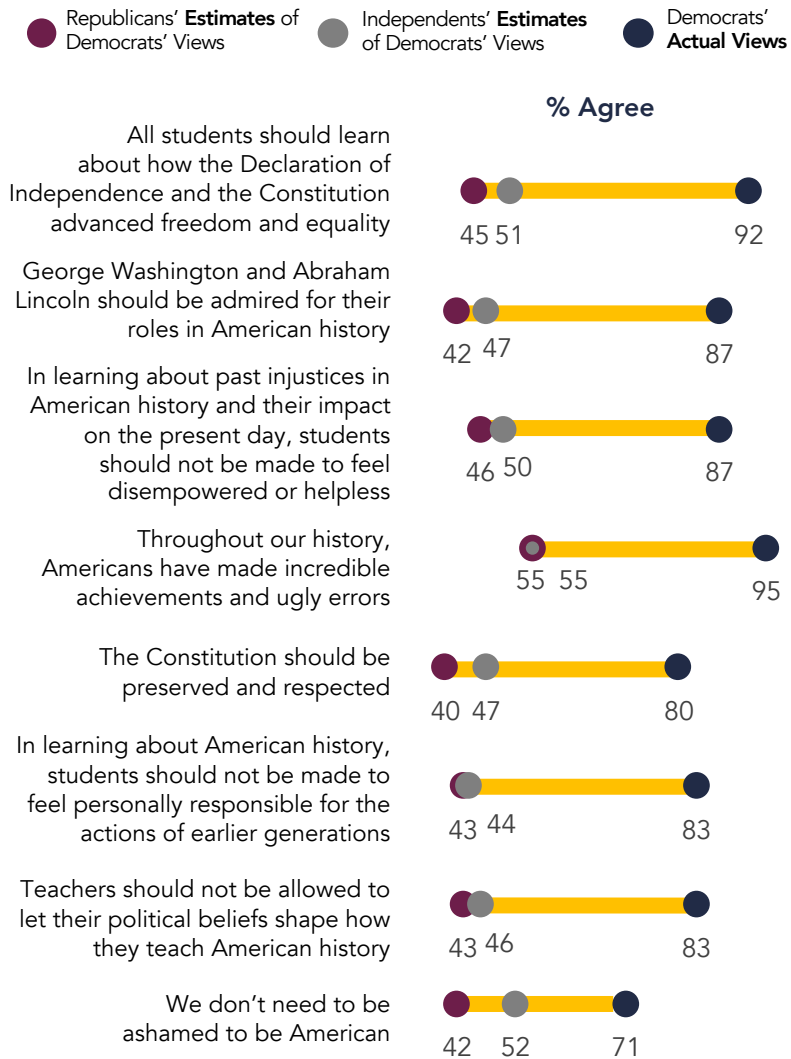
Over the last 50 years, _ progress [in ensuring equal rights] has been made.

August 2021



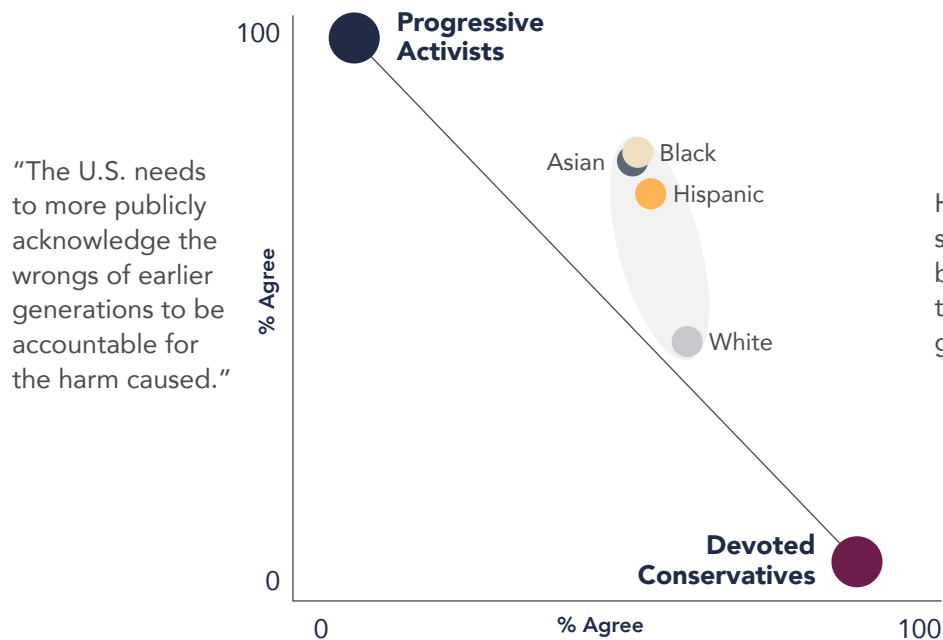
In contrast, Democrats, liberals, and people of color tend to think much less progress has been made in the U.S. and that schools should be teaching more about racial inequality.

But people perceive there to be more of a chasm than there actually is.



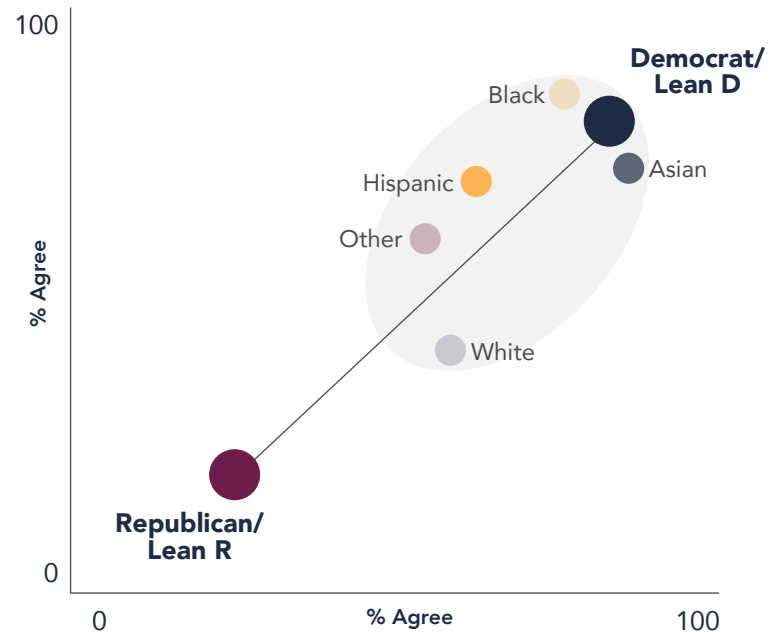
The biggest gaps in ideologies occur between political identities rather than across racial/ethnic lines.

Percent of Respondents Who Agree



High school students should be learning about topics related to gender identity.

Percent of Respondents Who Agree

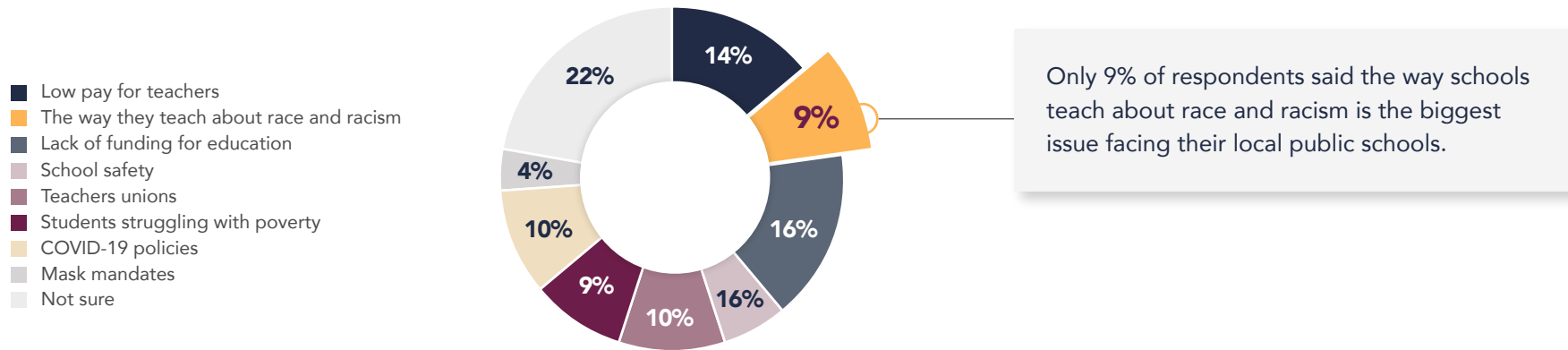


“Lingering too much on past atrocities prevents us from moving forward.”

Meanwhile, the public remains more concerned with issues like funding than with how schools teach about race and racism.

What's the biggest problem facing public schools in your area today?

Nov. 4-8, 2021



Percent of Respondents Agreeing With Statements About How Schools Teach About Race and Racism

Nov. 4-8, 2021

78%
YES

Should students be taught in school about America's history of **slavery**?
(Yes, No, Not Sure)

71%
YES

Should students be taught in school about America's history of **racism**?
(Yes, No, Not Sure)

54%
AGREE

Do you **agree** or **disagree** with this idea: *Racism is not merely the product of individual bias or prejudice, but also something embedded in legal systems and policies.* (Agree, Disagree, Not Sure)

Contents

- 1 Introduction
- 2 Executive Summary
- 3 School Enrollment
- 4 Student Achievement
- 5 Student Discipline
- 6 Guns and School Safety
- 7 Race and Racism
- 8 LGBT Rights**
- 9 Appendix
- 10 Acknowledgments
 - About the Authors
 - About Beta by Bellwether
 - About Bellwether

LGBT Rights

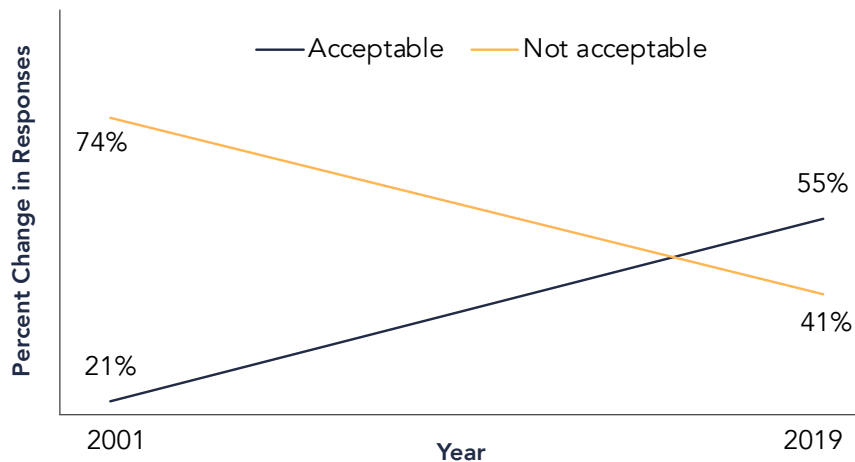
In the half-century since the Stonewall riots and the birth of the modern gay rights movement, substantial progress has been made toward equal and equitable rights for LGBT Americans, including employment and other civil rights protections, marriage rights, and a culture of openness that would be unrecognizable to Americans of the pre-Stonewall era. However, these issues remain more contentious insofar as young people and schools are concerned.

- Broadly, Americans have become **more accepting** and supportive of LGBT Americans.
- The same macro-level societal progress and sentiment toward LGBT Americans has **not carried over into the K-12 education policy landscape on some key issues.**
- There are primarily **five LGBT-focused topics and/or policies causing tensions between some Americans and the K-12 education system:** what to teach, parental rights about curriculum and school policy, bathroom and locker room access, athletic participation, and name/pronoun usage.
- Overall, **America is split on how the K-12 education system should address LGBT issues and topics.** These splits show up on certain issues as well as about what age it's appropriate to introduce formal curriculum about issues such as sexuality or gender.
- LGBT students can experience **higher rates of various types of mental illness**, including depression, anxiety, and suicidal ideation and suicide. **The current political climate bears watching for its impact on these students.**

Poll data suggests Americans are, on average, becoming more accepting of LGBT Americans.

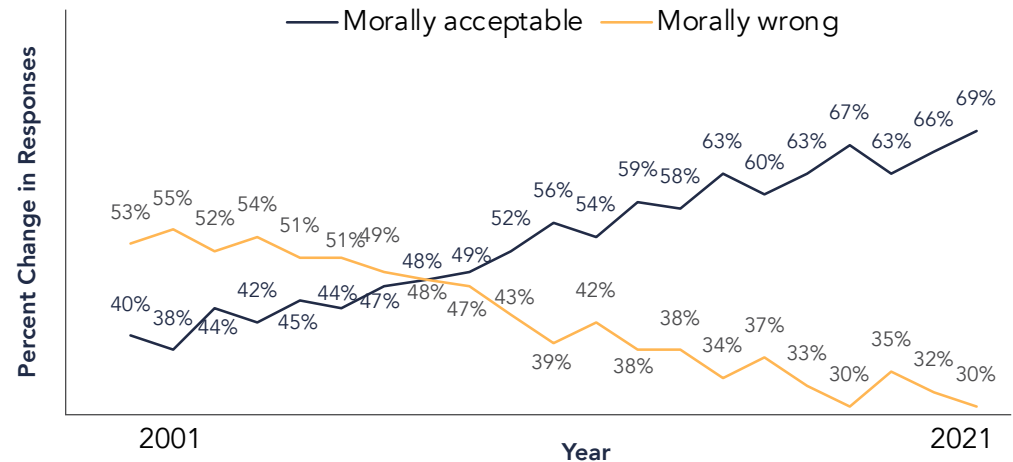
What is your impression of how most Americans feel about gay or lesbian relations — do most Americans think they are acceptable or not acceptable?

2001-2019



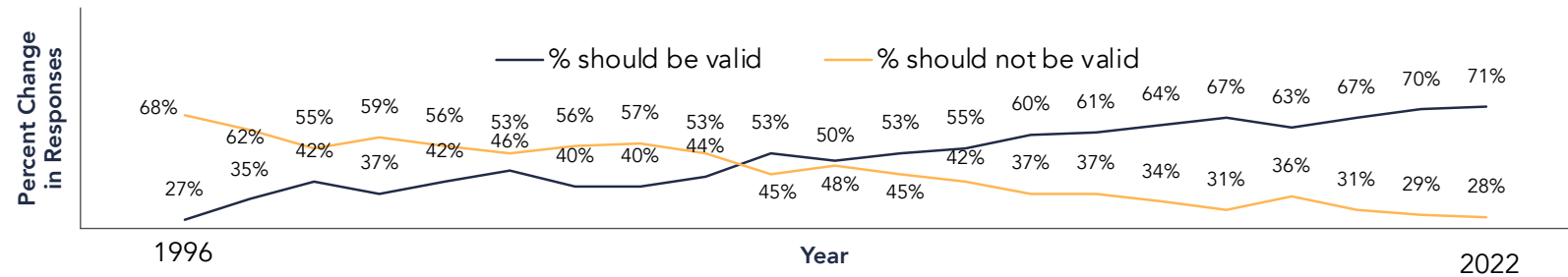
Regardless of whether or not you think [marriages between same-sex couples] should be legal ... please tell me whether you personally believe that in general it is morally acceptable or morally wrong. How about gay or lesbian relations?

2001-2021



Do you think marriages between same-sex couples should or should not be recognized by the law as valid, with the same rights as traditional marriages?

1996-2022



However, Americans are split on how public K-12 schools should address LGBT issues.

Topic/Policy	Summary	States	Percentage of Americans That ...
Curriculum Restrictions	Policies that prohibit the teaching and/or discussing of certain topics including sexual orientation and gender identity — the majority of disagreement is around age/grade when concepts should be introduced.	AL, FL, LA, MS, OK, TX	73% of Americans believe elementary students shouldn't be taught topics on sexual orientation.
Parental Rights	Policies that allow parents to opt their children out of courses, lessons, and discussions that go against their beliefs or values.	AR, AZ, FL, MT, TN, VA*	64% of Americans agree that parents should be able to opt children out of lessons with content they disagree with.
Facility Access	Policies that prohibit transgender students from accessing certain shared private spaces that are consistent with their gender identity (e.g., bathrooms and locker rooms).	AL, OK, TN, VA*	36% of Americans support allowing transgender people to use the bathrooms and locker rooms that match their gender identity.
Athletics	Policies that prohibit transgender students from participating in sports (or on teams) that are consistent with their gender identity.	AL, AR, AZ, FL, IA, ID, IN, KY, LA, MS, MT, OK, SC, SD, TN, TX, UT, VA*, WV	63% of Americans oppose allowing transgender female student athletes to compete on women's and girls' sports teams.
Names and Pronouns	Currently, there are no active policies that mandate school systems to respond or approach the topic of transgender students requesting to go by preferred names and/or pronouns. However, there are already legal cases in six states on this exact issue.	FL, KS, MA, MD, VA*, WI	51% of Americans support requiring K-12 schools to inform parents if their child requests to go by different pronouns while at school.

Key for States: **Red states**, **Blue states**, Neither

Six states have policies restricting curricula on certain topics; public concern largely centers on the appropriate age/grade.

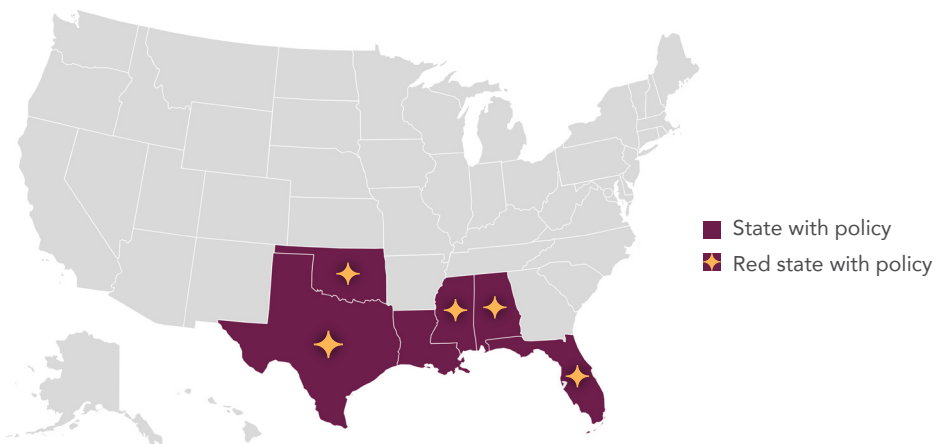
Details

Curriculum restriction policies are currently surfacing at the state level in statute, state health codes, and education curriculum mandates. Regardless of where the policies live, they prohibit discussion and educational content on topics like sexual orientation for certain ages and/or “developmental appropriateness.”

Discussion

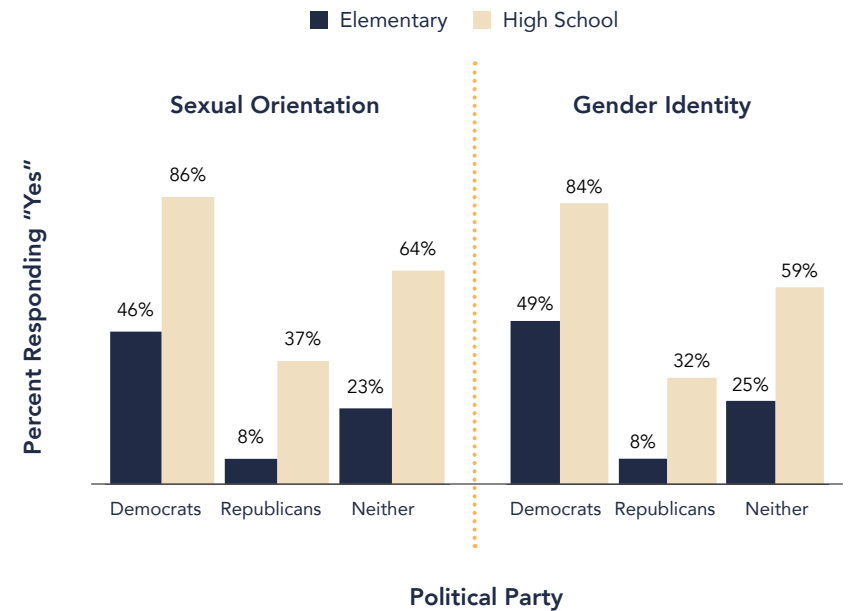
While there’s not bipartisan alignment on this issue, most of the tension comes with content at the elementary grades — where even nearly half of the Democratic population also believe that LGBT content and topics shouldn’t be taught within elementary classrooms.

States with LGBT Curriculum Restriction Policies



Should students in elementary/high schools today learn about the following topics?

Aug. 15-Sept. 12, 2022

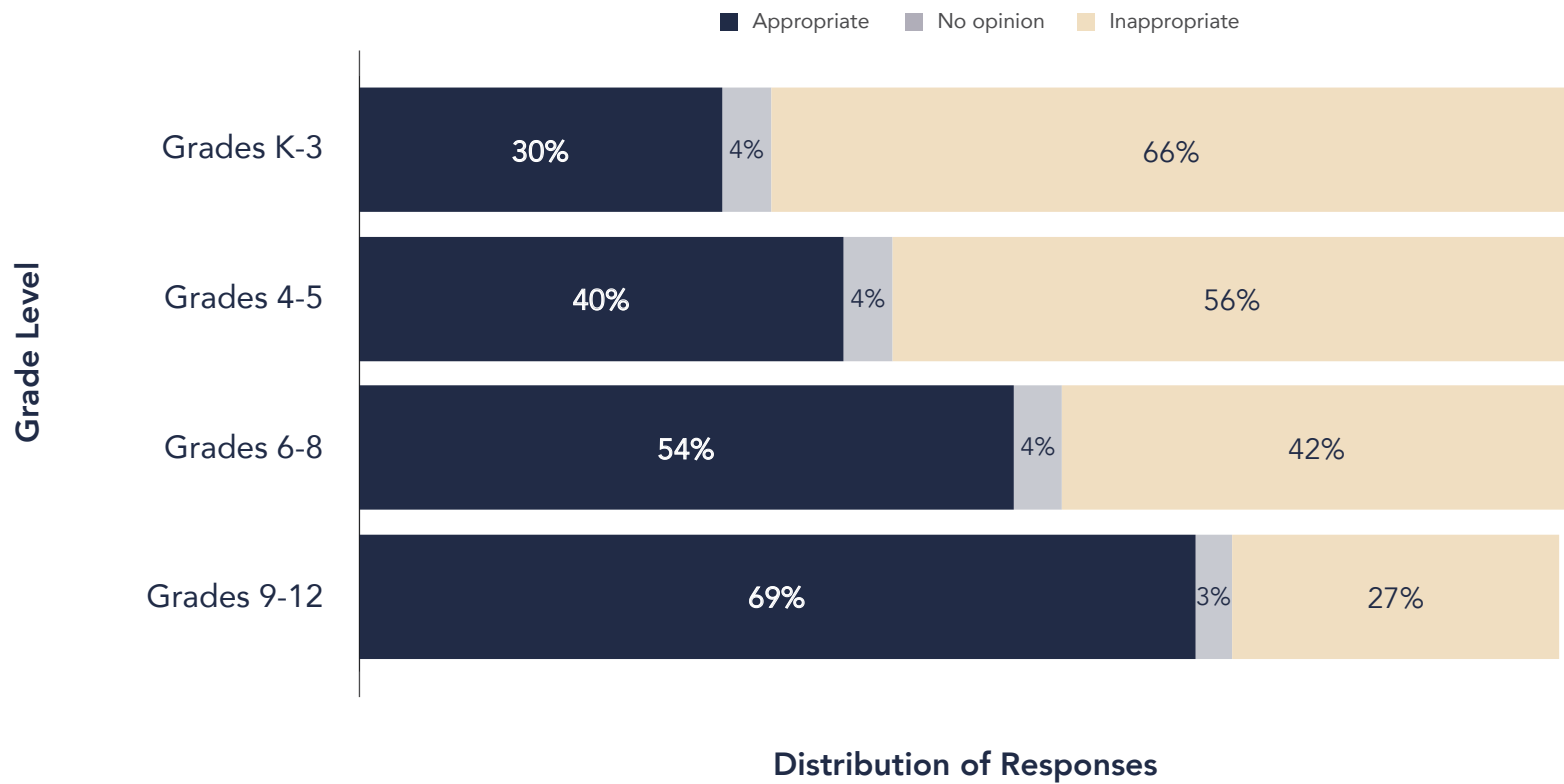


Florida HB 1557: Classroom instruction by school personnel or third parties on sexual orientation or gender identity may not occur in kindergarten through grade 3, or in a manner that isn’t age-appropriate or developmentally appropriate for students in accordance with state standards.

Polling on Maryland’s policy demonstrates the issue of “age-appropriateness” for discussing LGBT issues.

Do you think it is appropriate or inappropriate for Maryland public school teachers to discuss acceptance of LGBTQ people with students in...

Sept. 22-27, 2022



Five states allow parents to opt children out of lessons on LGBT issues, which is an old approach used on a new topic.

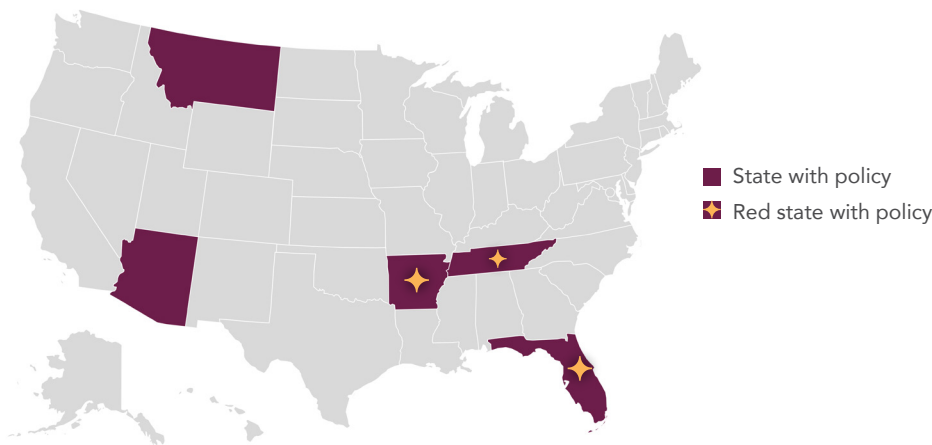
Details

Policies with parental consent language are sometimes stand-alone policies or can also be found built into other policies, primarily curriculum restriction policies. Generally, these policies require parental notification of LGBT-inclusive curricula and allow parents to opt their children out of any course or lesson without impacting attendance, participation, grades, or GPA.

Discussion

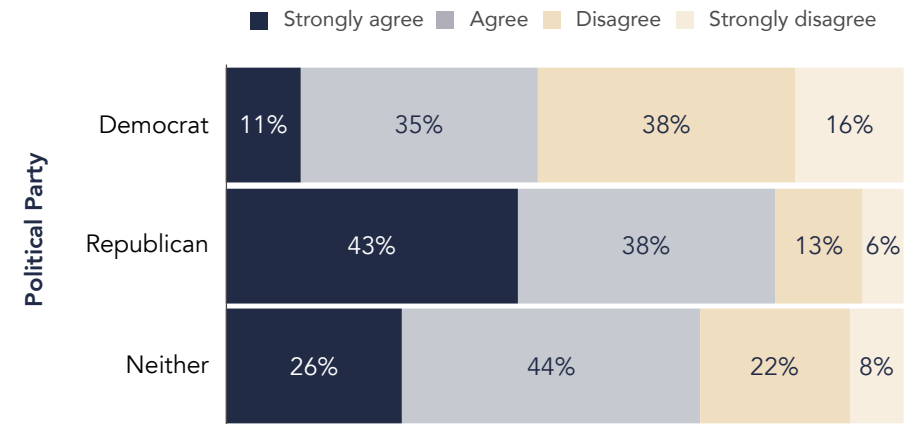
According to the Movement Advancement Project, an LGBT advocacy group, current parental consent or “opt-out” policies are an updated version of older K-12 policies that required parental consent for sex ed participation. These newer policies extend the parental consent rights to any content that discusses LGBT issues, no matter the course or content.

States with Parental Rights Policies



To what extent do you agree: Parents should be able to opt children out of lessons that include content they disagree with.

Aug. 15-Sept. 12, 2022



Distribution of Responses

Arizona HB 2035: The governing board, in consultation with parents, teachers and administrators, shall develop and adopt a policy to promote the involvement of parents and guardians of children enrolled in the schools within the school district, including: Procedures by which parents who object to any learning material or activity on the basis that the material or activity is harmful may withdraw their children from the activity or from the class or program in which the material is used. Objection to a learning material or activity on the basis that the material or activity is harmful includes objection to the material or activity because it questions beliefs or practices in sex, morality, or religion.

99 **Note I:** Percentages may not sum to 100 due to rounding. **Note II:** Red and Blue states are based on the definition in Appendix slide 107. **Sources:** University of Southern California, “A House Divided? What Americans Really Think About Controversial Topics in Schools,” 2022; Movement Advancement Project, “Bans on Transgender Youth Participation in Sports,” 2022; Arizona HB 2035, 2021.

Three states prohibit transgender students from using school facilities consistent with their gender identity.

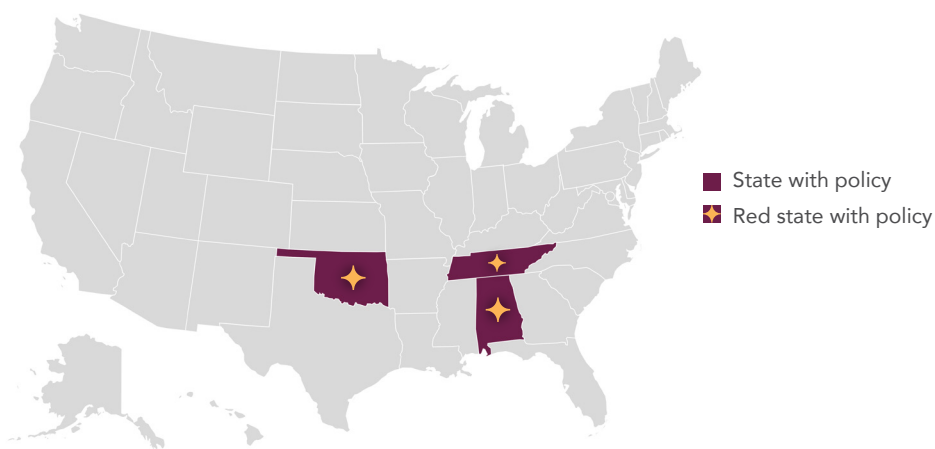
Details

Facility access policies prohibit transgender students from using bathrooms and locker rooms that correspond with their gender identity. Similar to athletic policies for transgender students, facility access policies use the sex listed on a birth certificate as the defining factor of access.

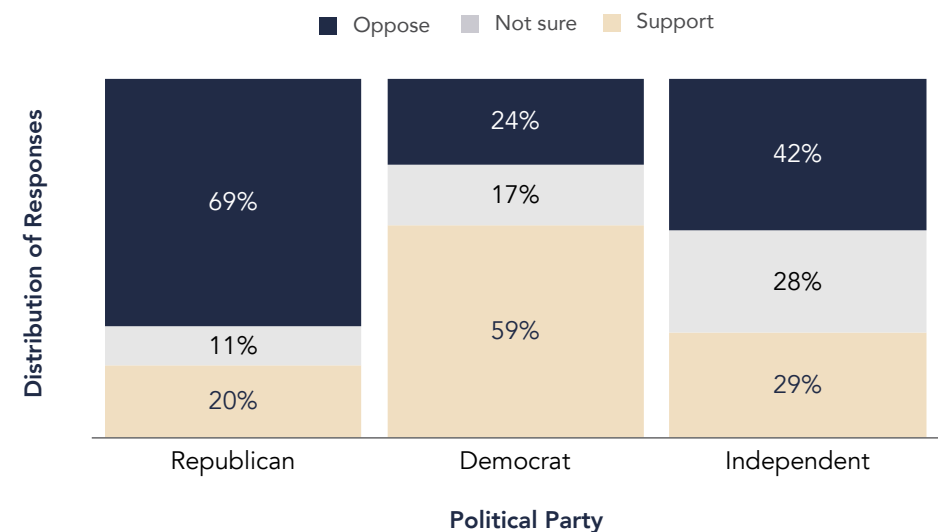
Discussion

In *Grimm v. Gloucester County School Board*, the 4th Circuit Court of Appeals ruled it unconstitutional to ban a transgender student from accessing restrooms consistent with their gender identity. However, because the Court declined to hear the case, many states in other parts of the country still have the legal ability to adopt these bans.

States with Facility Access Policies Regarding Transgender Youth



Do you support or oppose the following: *Allowing transgender people to use the bathrooms and locker rooms that match their gender identity, rather than the gender they were assigned at birth.*
March 11-15, 2022



Alabama HB 322: An area in a public K-12 school building designed or designated to be used by more than one individual student at a time, where students may be in various stages of undress in the presence of other students or individuals. The term may include, but is not limited to, a school restroom, locker room, changing room, or shower room.

A public K-12 school shall require every multiple occupancy restroom or changing area designated for student use to be used by individuals based on their biological sex.

100 **Note I:** Percentages may not sum to 100 due to rounding. **Note II:** Red and Blue states are based on the definition in Appendix slide 107. **Sources:** YouGov, "Daily Survey: Transgender Issues," 2022; Alabama HB 322, 2022; LexisNexis, "Grimm v. Gloucester Cty. Sch. Bd. - 972 F.3d 586," 2020.

Eighteen states prohibit transgender students from participating in sports consistent with their gender identity.

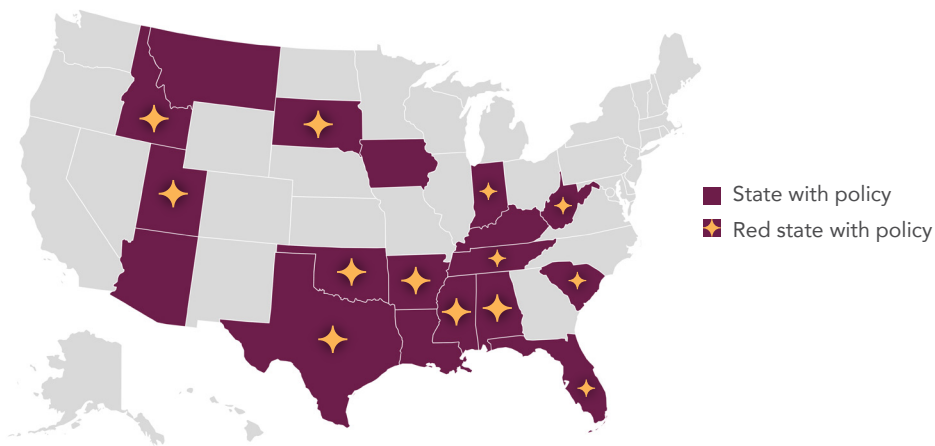
Details

Athletic restriction policies prohibit transgender students from participating in sports that are consistent with their gender identity. For example, a transgender girl wouldn't be allowed to participate in sports with other girls.

Discussion

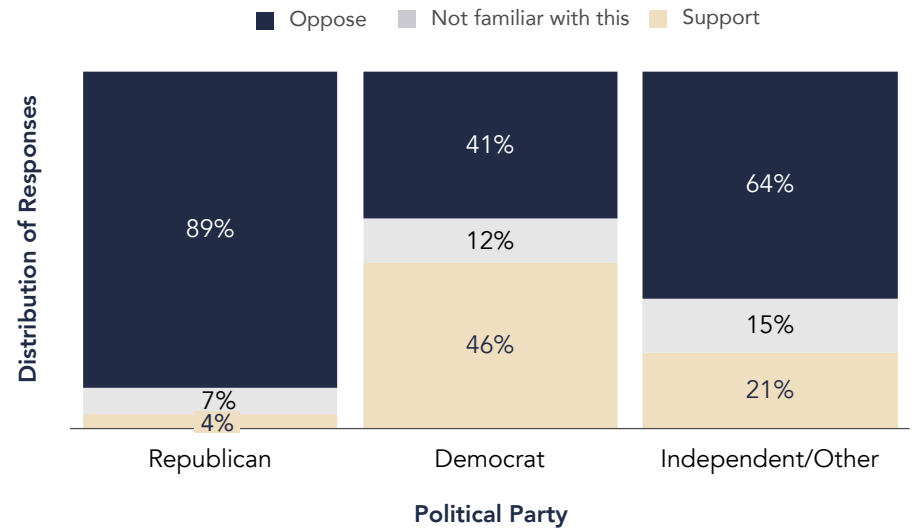
There is not strong support for transgender student participation in sports that are aligned with their gender. Most of the tension stems from cases concerning transgender women/girls who may have competitive biological advantages over cisgender women/girls; research on the subject is ongoing and uncertain. Transgender high school athlete legal cases are actively showing up in multiple states, including Idaho, Indiana, Montana, Utah, and West Virginia.

States with Athletic Policies Regarding Transgender Youth



Do you support or oppose the following: *Allowing transgender female student athletes to compete on women's and girls' sports teams.*

Aug. 15-Sept. 12, 2022



Oklahoma SB 2: Prior to the beginning of each school year, the parent or legal guardian of a student who competes on a school athletic team shall sign an affidavit acknowledging the biological sex of the student at birth. If the student is 18 years of age or older, the student who competes on a school athletic team shall sign an affidavit acknowledging his or her biological sex at birth. If there is any change in the status of the biological sex of the student, the affiant shall notify the school within 30 days of such change.

Athletic teams designated for 'females,' 'women,' or 'girls' shall not be open to students of the male sex.

101 **Note I:** Percentages may not sum to 100 due to rounding. **Note II:** Red and Blue states are based on the definition in Appendix slide 107. **Sources:** NPR/Ipsos, "Social Issues in America Poll," 2022; Movement Advancement Project, "Bans on Transgender Youth Participation in Sports," 2022; OK SB 2, 2022.

Legal cases on the use and/or change of names and pronouns are surfacing across the U.S.

Details

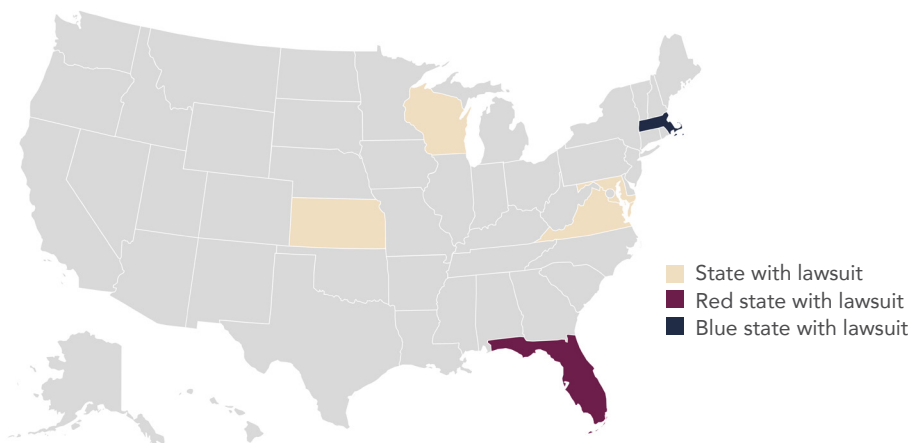
As of October 2022, no states in the U.S. have policies that direct school systems either way regarding the informing of parents when or if a student is transitioning genders via a name and/or pronoun change at school. To date, school systems are addressing this issue at the district level, which has resulted in lawsuits from parents believing they should be informed and/or give consent.

Discussion

Name and pronoun changes in the K-12 system are a fairly new tension that's beginning to surface across the U.S. Broadly, most Americans feel that parents should be informed on these sorts of actions, while school systems are caught in the middle having to determine the legality, mental health, and physical well-being of the students in these complex situations.

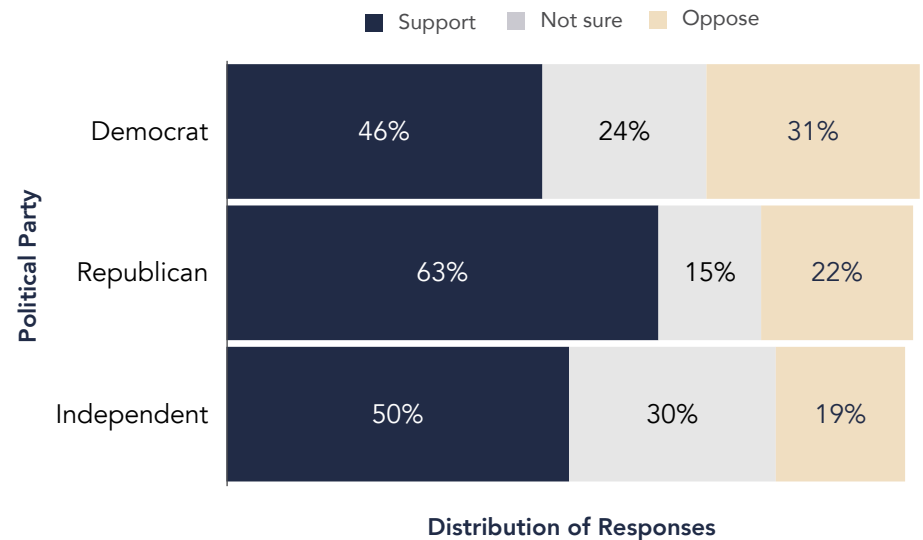
States With Active Lawsuits Regarding Parental Access to Information and/or Consent on Gender Transition Actions

October 2022



Do you support or oppose the following: **Requiring K-12 schools to inform parents if their child requests to go by different pronouns while at school.**

March 11-15, 2022



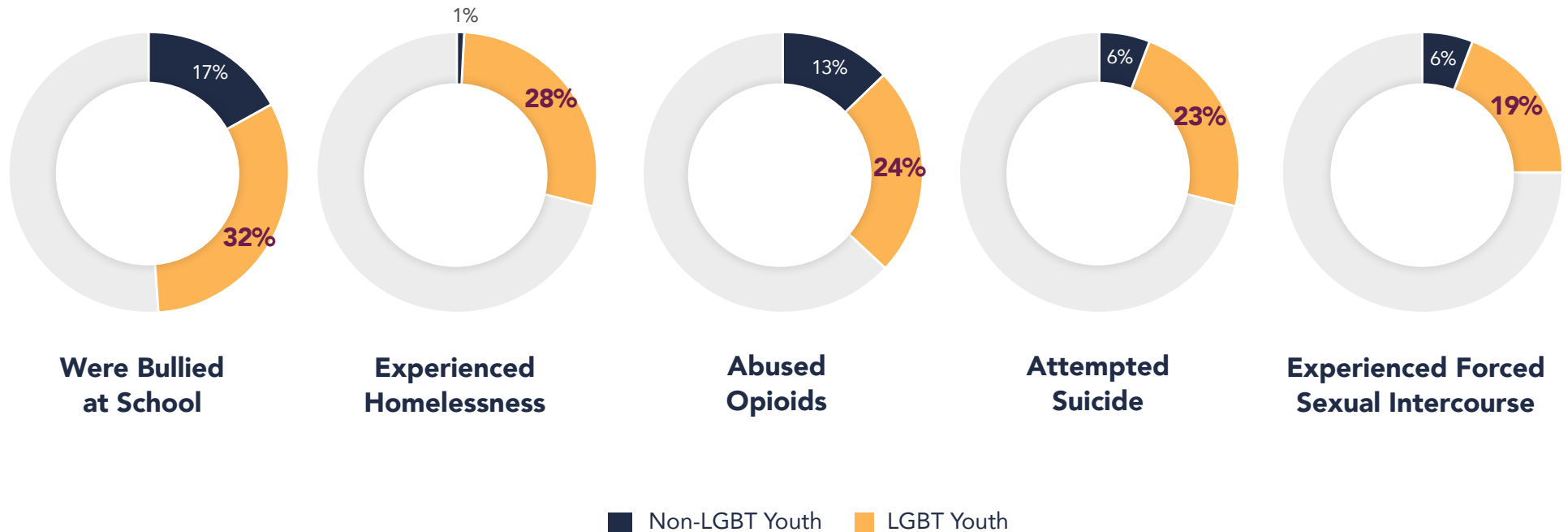
Littlejohn v. School Board of Leon County (Florida): Plaintiffs [parents] bring this action to vindicate rights to direct the upbringing of their children as established by the United States and Florida constitutions and by Florida Statutes, Chapter 1014 and 743.07. Defendants [school district] have violated Plaintiffs' fundamental rights by, inter alia, implementing a protocol which explicitly circumvents parental notification and involvement in critical decisions affecting their children's mental, emotional and physical health, i.e., the children's assertion of a discordant gender identity and accommodations to facilitate asserting the discordant gender identity at school.

102 **Note I:** Percentages may not sum to 100 due to rounding. **Note II:** Red and Blue states are based on the definition in Appendix slide 107. **Sources:** YouGov, "Daily Survey: Transgender Issues," 2022; Washington Post, "Gender Transitions at School Spur Debate Over When, or If, Parents Are Told," 2022; Littlejohn v. SB of Leon County, "Case No. 4:21-CV-00415," 2021.

Amid the political and legal battles, the realities of LGBT youth are often overlooked.

Percent of LGBT Youth That ...

Findings from data collected by either the 2021 National Survey on LGBTQ Youth Mental Health (N=34,759), a peer-reviewed national study (N=26,161), or the CDC's YRBS surveys from 2015 (N=15,624), 2017 (N=14,765), and/or 2019 (N=13,677)



While these policies are still new, they've opened the door to several key issues.

Free Speech

Regarding transgender students, disputes and unsettled legal questions without federal precedent are beginning to surface across the country. The challenges for the courts include freedom of speech for both educators and students, parental rights, anti-discrimination law, youth privacy and welfare, and arbitrary thresholds that allow minors to make health-related decisions without parental consent (e.g., *Vlaming v. West Point School Board*).

Health versus Parental Rights

Current policies are already causing tensions between K-12 students' privacy and ability to withhold gender and/or sexual orientation information from legal guardians and legal guardians' right to have access to all records and information.

The pro-LGBT argument will likely be founded in public health concerns and challenge states like Virginia, where a minor can receive access to birth control, mental health, or substance abuse services without parental consent or notification but cannot transition via names and/or pronouns within the K-12 setting without parental consent, and in states like California, where state law limits minors' access to piercing and tattoos but is expansive on gender-affirming treatment.

Data Quality and Collection

There's only one national K-12 student outcome data infrastructure used across the country — NAEP. NAEP collects multiple data points to understand and identify student needs. However, sexual orientation and nonbinary gender identity options are not a collected data point.

The lack of inclusion is leading LGBT advocates to push for large-scale data gathering improvements that would recognize both LGBT students and educators. School systems are getting caught in the middle, having to side with either LGBT advocates or parents. There are also various state approaches to allowing students to change names, changing records either in real time or retroactively, or determining what information they can or should provide to schools.

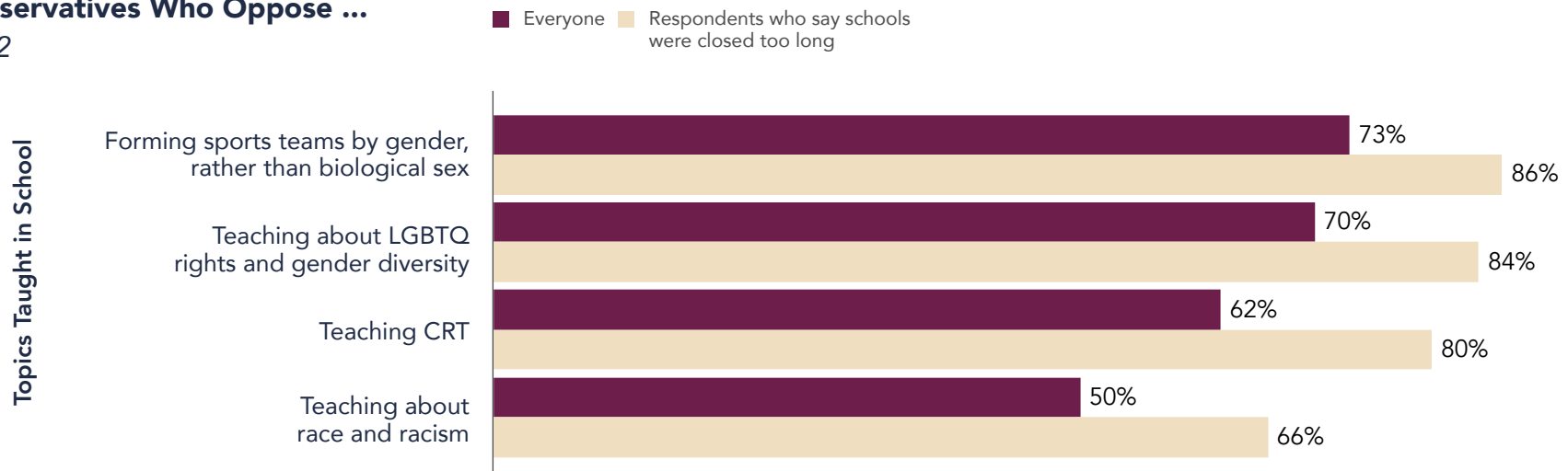
Contents



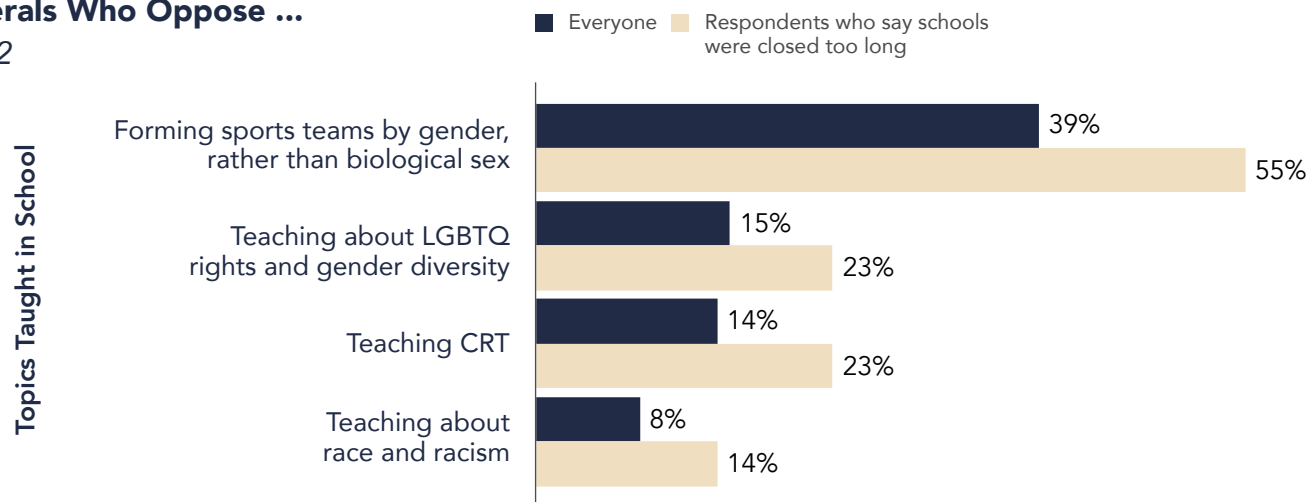
- 1** Introduction
- 2** Executive Summary
- 3** School Enrollment
- 4** Student Achievement
- 5** Student Discipline
- 6** Guns and School Safety
- 7** Race and Racism
- 8** LGBT Rights
- 9** **Appendix**
- 10** Acknowledgments
 - About the Authors
 - About Beta by Bellwether
 - About Bellwether

Americans who were against school closures are also more likely to be against teaching on gender identity and race.

Conservatives Who Oppose ... 2022



Liberals Who Oppose ... 2022



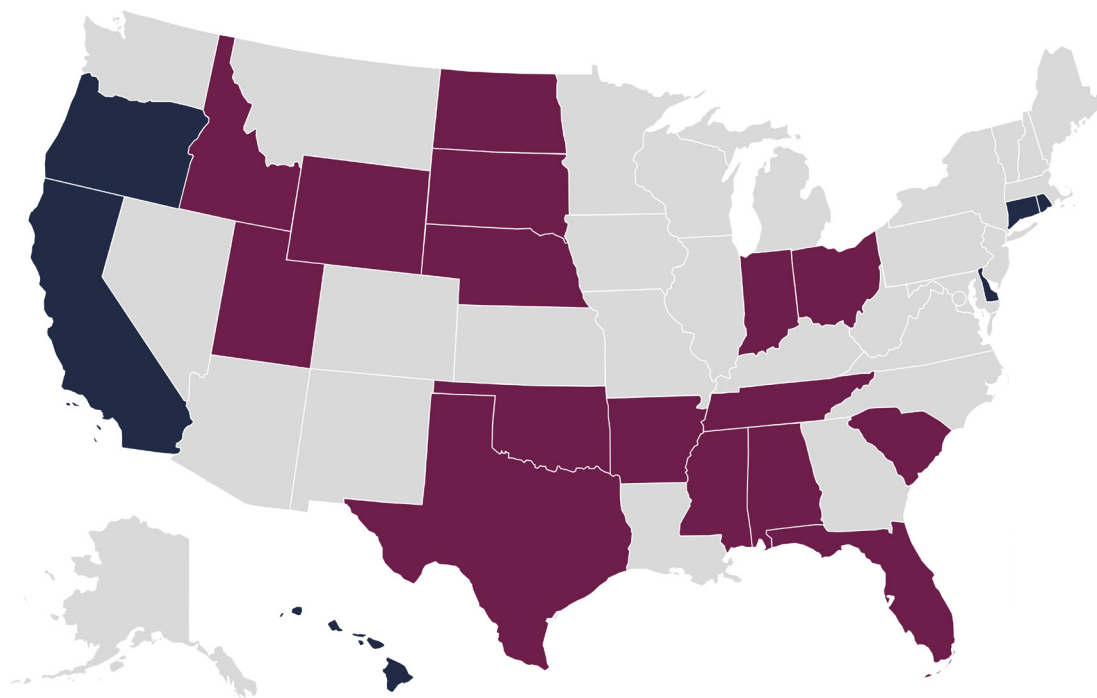
Throughout this document, we look at trends in red and blue states — defined based on their political leadership since 2016.

To complete our analysis and understand whether there are different stories playing out in red and blue states, we first had to define what we mean by red and blue states. To do so, we pulled party data for each state from 2016 to 2022 for the state house/assembly, state senate, and governor, as well as the two most recent presidential elections.

States that have had a Republican trifecta since 2016 — meaning that the Republican party has been in control of the house/assembly, senate, and governorship — and voted for the Republican candidate in the two most recent presidential elections are considered red states in our analyses. Those with a Democratic trifecta since 2016 and Democratic votes in the last two presidential elections are considered blue states in our analyses.

This definition yields 16 red states and six blue states.

Red and Blue States
2016-2022



As of September 2022, 10 states had passed laws that address gun safety.

State	Summary
California	<ul style="list-style-type: none">• AB 2671 prohibits the gun industry from marketing firearms to minors• AB 1621 further restricts ghost guns and the parts used to build them• AB 1594 establishes a firearm industry standard of conduct• AB 2156 prohibits anyone from manufacturing firearms without a state license• SB 1327 allows private citizens to bring civil action against anyone for manufacturing, distributing, transporting, or importing assault weapons or ghost guns
Colorado	<ul style="list-style-type: none">• House Bill 22-1086 prohibits individuals from openly carrying a firearm near a polling location or ballot drop box
Delaware	<ul style="list-style-type: none">• HB 450 bans the sale of assault weapons• HB 451 raises the age to purchase most firearms to 21• HB 423 strengthens background checks• SS1 for SB 6 limits high-capacity magazines• SB 302 holds gun manufacturers and dealers liable for reckless or negligent actions leading to gun violence• SB 8 bans the use of devices that convert handguns into fully automatic weapons
Illinois	<ul style="list-style-type: none">• HB 4383 prohibits individuals from selling or possessing ghost guns and ensures all guns are serialized• HB 4729 requires the Department of Public Health to develop and implement a two-year public awareness campaign focused on safe gun storage
Maryland	<ul style="list-style-type: none">• Senate Bill 387 bans the sale or possession of ghost guns
New Jersey	<ul style="list-style-type: none">• A1765/S1893 allows the Attorney General to bring cause of action for certain public nuisance violations arising from sale or marketing of firearms• A1179/S1204 requires firearm owners who become New Jersey residents to obtain an identification card and register guns acquired out of state• A4367/S2846 upgrades certain crimes related to manufacturing firearms to second degree• A4366/S2905 revises the definition of a destructive device to include certain .50 caliber rifles• A1302/S2903 regulates the sale of handgun ammunition and develops a system of reporting ammunition sales• A4370/S2906 requires training for issuance of firearms purchaser identification card and permit under certain circumstances• A4368/S2907 requires firearm retailers to sell microstamping-enabled firearms upon determination of availability

Continues on next page.

Continued from previous page.

State	Summary
New York	<ul style="list-style-type: none">• S.51001/A.41001 restricts the carrying of concealed weapons in sensitive locations; institutes default No Concealed Carry on private property; establishes new eligibility requirements and expands disqualifying criteria for those seeking concealed carry permits; enhances safe storage requirements; requires background checks for all ammunition purchases; and amends body armor purchase ban to include hard body armor used by the suspect in the May 2022 mass shooting in Buffalo• S.9458/A.10503 bars purchase of semiautomatic rifles by anyone under age 21• S.9407-B/A.10497 prohibits the purchase of body armor• S.9113-A/A.105-02 expands the list of people who can file extreme risk protection orders
Rhode Island	<ul style="list-style-type: none">• Bans large-capacity gun magazines• Raises the legal age to purchase firearms or ammunition to 21• Changes the definitions of "rifle" and "shotgun" to be consistent with federal law and prohibits the open carry of any loaded rifle or shotgun in public
Vermont	<ul style="list-style-type: none">• S.4 bans firearms in hospital buildings and prohibits the transfer of firearms between unlicensed people
Washington	<ul style="list-style-type: none">• HB 1705 prohibits the manufacture, sale, purchase, or possession of ghost guns• HB 1630 prohibits the open carry of firearms at local government meetings and restricts them at school board meetings and election-related locations• SB 5078 prohibits high-capacity magazines

On June 25, 2022, President Biden signed the first major federal gun safety legislation in nearly 30 years.

Provision	Summary
Support for state crisis intervention	<ul style="list-style-type: none">• Sets aside \$750M to support states to implement and run crisis intervention programs, such as mental health and drug courts and including red flag laws
Protection for victims of domestic violence	<ul style="list-style-type: none">• Adds convicted domestic abusers in dating relationships to the National Instant Criminal Background Check System (NICS); allows for the restoration of gun rights after five years if no additional crimes have been committed
Clarified definition of Federally Licensed Firearms Dealer	<ul style="list-style-type: none">• Requires more individuals who sell firearms as primary sources of income to register as Federally Licensed Firearms Dealers
Enhanced review process for buyers under age 21	<ul style="list-style-type: none">• Requires an investigative period to review juvenile and mental health records for buyers under age 21• Provides additional funding to the Federal Bureau of Investigation to administer new process checks in NICS and grants to help states upgrade criminal and mental health records within NICS
Violence interruption funding	<ul style="list-style-type: none">• Sets aside \$250M to fund community-based violence prevention programs
Investment in mental health services for children and families	<ul style="list-style-type: none">• Supports the expansion of the community behavioral health model• Improves access to mental health services for youth and families• Provides investments in U.S. Department of Health and Human Services programs that train mental health providers
Increased funding for schools	<ul style="list-style-type: none">• \$500M to the School-Based Mental Health Services Grant Program• \$500M in funding to the Mental Health Service Professional Demonstration Grant• \$1B through Title IV-A to support activities to improve conditions for student learning• \$50M to the 21st Century Community Learning Centers program• \$300M through the STOP School Violence Act to support school safety

State policies regarding the teaching of race and identity have few enforcement mechanisms.

Many of these policies are vague and the ability to enforce them is questionable.

Policy	Description	Enforcement
Alabama BOE IFFAR	Prohibits public K-12 schools from instruction that “indoctrinates students in social or political ideologies or theories that promote one race or sex above another”	None specified
Florida HB7/SB 148	Bars adopting instructional materials or engaging in any professional development program that “espouses, promotes, advances, inculcates, or compels” belief in certain ideas about race, sex, color, or national origin	None specified
Idaho HB 377	Bans public schools from directing or compelling students to affirm, adopt, or adhere to CRT	None specified
Iowa HF 802	Prohibits “specific defined concepts” from being included in public school curriculum	None specified
Kentucky SB 1	Requires public K-12 and charter schools to make their instruction and instructional materials “consistent” with certain ideas related to race, sex, and American history and culture	None specified
Mississippi SB 2113	Bars compelling students to affirm or adopt certain ideas related to race, sex, or other characteristics	None specified
North Dakota HB 1508	Requires all instruction be “factual” and “objective;” prohibits CRT	None specified
Oklahoma HB 1775	Bans any form of race or sex stereotyping	None specified
South Carolina H 4100	Prohibits funds from being used “to provide instruction in, to teach, instruct, or train certain concepts”	None specified
South Dakota EO 2022-2	Prohibits promoting or endorsing certain ideas related to various identities	None specified
Texas SB 3	Prohibits teachers from discussing a particular current event or widely debated topic	None specified
Utah R277-328	Prohibits promoting or endorsing certain ideas related to various identities	None specified
Virginia EO #1	Prohibits directing or compelling students to adopt or affirm certain ideas (CRT) related to various identities	None specified

Eighteen states have policies in place prohibiting concepts aligned to those in Trump’s EO.

State	Name	Enacted	Policy Description/Objective
AL	BOE IFFAR	Aug. 12, 2021	Prohibits public K-12 schools from instruction that “indoctrinates students in social or political ideologies or theories that promote one race or sex above another”
AZ	HB 2898	June 30, 2021	Prohibits “instruction that presents any form of blame or judgment on the basis of race, ethnicity, or sex”
AR	SB 627	April 21, 2021	Prohibits state entities (excluding public schools, charter schools, universities, political subdivisions, and law enforcement) from teaching or training of divisive concepts; bars punishment of state employees for refusing to support such concepts
FL	HB7/SB 148	April 22, 2022	Prohibits adopting instructional materials or engaging in any professional development program that “espouses, promotes, advances, inculcates, or compels” belief in certain ideas about race, sex, color, or national origin
GA	HB 1084	April 28, 2022	Prohibits K-12 schools from promoting certain concepts related to race or U.S. history
ID	HB 377	April 28, 2021	Prohibits public schools from directing or compelling students to affirm, adopt, or adhere to CRT
IA	HF 802	June 8, 2021	Prohibits “specific defined concepts” from being included in public school curriculum
KY	SB 1	June 8, 2021	Requires public K-12 and charter schools to make their instruction and instructional materials “consistent” with certain ideas related to race, sex, and American history and culture
MS	SB 2113	March 14, 2022	Prohibits compelling students to affirm or adopt certain ideas related to race, sex, or other characteristics
NH	HB 544	June 25, 2021	Bars teaching, instructing, or compelling students to support certain concepts
ND	HB 1508	Nov. 12, 2021	Requires all instruction be “factual” and “objective;” prohibits CRT
OK	HB 1775	May 7, 2021	Prohibits any form of race or sex stereotyping

Continues on next page.

Continued from previous page.

State	Name	Enacted	Policy Description/Objective
SC	H 4100	June 25, 2021	Prohibits funds from being used “to provide instruction in, to teach, instruct, or train certain concepts”
SD	Executive Order 2022-2	April 5, 2022	Prohibits promoting or endorsing certain ideas related to various identities
TN	SB 623	May 25, 2021	Prohibits public schools from including or promoting certain concepts in curriculum
TX	SB 3	Sept. 17, 2021	Prohibits teachers from discussing a particular current event or widely debated topic
UT	R277-328	June 3, 2021	Prohibits promoting or endorsing certain ideas related to various identities
VA	Executive Order #1	Jan 15, 2022	Prohibits directing or compelling students to adopt or affirm certain ideas (CRT) related to various identities

Some states’ policies regarding teaching race and identity include enforcement mechanisms.

Four policies with specific enforcement language:

Policy	Description	Enforcement
Arizona HB 2898	Bans training, orientation, or therapy that presents blame or judgment based on race, ethnicity, or sex	Civil suit by state Attorney General
Georgia HB 1084	Bans K-12 schools from promoting certain concepts related to race or U.S. history	Loss of institutional autonomy/ Professional discipline
New Hampshire HB 544	Bars teaching, instructing, or compelling students to support certain concepts	Possible termination
Tennessee SB 623	Bans public schools from including or promoting certain concepts in curriculum	Monetary penalty/Loss of state financial support

Twelve red states have their own K-12 versions of the Trump EO.

Trump's EO 13950: The nine divisive concepts	AL	AR*	FL	ID	MS	ND	OK	SC	SD	TN	TX	UT
Year first policy was enacted	2021	2021	2022	2021	2022	2021	2021	2021	2022	2021	2021	2021
One race or sex inherently superior	✓	✓	✓	✓	✓		✓	✓	✓	✓	✓	✓
U.S. is fundamentally racist or sexist		✓	✓			✓				✓	✓	
One race is inherently racist, sexist, or oppressive	✓	✓	✓	✓			✓	✓	✓	✓	✓	
Adverse treatment based on race		✓	✓	✓	✓		✓	✓	✓	✓	✓	✓
Every race/sex should not treat others without respect to race/sex	✓		✓				✓				✓	
Moral character is determined by race/sex	✓	✓	✓	✓			✓	✓	✓	✓	✓	✓
A person bears responsibility for actions committed in the past from the same race/sex	✓	✓	✓	✓			✓	✓	✓	✓	✓	✓
A person should feel discomfort/guilt because of their race/sex		✓	✓				✓	✓	✓	✓	✓	
Meritocracy is racist/sexist/oppressive	✓	✓	✓				✓	✓	✓	✓	✓	

Contents



- 1 Introduction
- 2 Executive Summary
- 3 School Enrollment
- 4 Student Achievement
- 5 Student Discipline
- 6 Guns and School Safety
- 7 Race and Racism
- 8 LGBT Rights
- 9 Appendix
- 10 Acknowledgments**
About the Authors
About Beta by Bellwether
About Bellwether

About the Authors



ANDREW J. ROTHERHAM

Andrew J. Rotherham is a co-founder and partner at Bellwether in the Policy and Evaluation practice area and External Relations team. He can be reached at andy@bellwether.org.



KELLY ROBSON FOSTER

Kelly Robson Foster is an associate partner at Bellwether in the Policy and Evaluation practice area. She can be reached at kelly.foster@bellwether.org.



MICHAEL D. CORRAL

Michael D. Corral is an associate partner at Bellwether in the Policy and Evaluation practice area. He can be reached at michael.corral@bellwether.org.

About Beta by Bellwether

Beta by Bellwether is an initiative to jump-start bold solutions to structural problems in the education sector. Beta moves beyond imagining a new sector by bringing together viewpoint- and experience-diverse teams from across education to create blueprints and tools for leaders around the United States. Our goal is to help build an education system that better serves all young people — particularly those from systemically marginalized communities — and models a new way forward for the sector. For more, visit bellwether.org/beta.

ACKNOWLEDGMENTS

We would like to thank the many individuals who gave their time and shared their knowledge with us to inform our work, including John Bailey, Derrell Bradford, and Lanae Erickson for the time they took to review this deck and provide feedback.

We would also like to thank our Bellwether colleagues Harold T. Hinds, Leonard D.T. Newby, and Juliet Squire for their support researching, reviewing, and providing input on previous versions of this document. Thank you to Zoe Campbell, Andy Jacob, Abby Marco, Julie Nguyen, Valentina Payne, Alyssa Schwenk, and Amber Walker for their support with design and dissemination, and to Super Copy Editors.

Finally, we are grateful to the William and Flora Hewlett Foundation for its financial support of this project.

The contributions of these individuals and entities significantly enhanced our work; however, any errors in fact or analysis remain the responsibility of the authors.

About Bellwether

Bellwether is a national nonprofit that exists to transform education to ensure systemically marginalized young people achieve outcomes that lead to fulfilling lives and flourishing communities. Founded in 2010, we work hand in hand with education leaders and organizations to accelerate their impact, inform and influence policy and program design, and share what we learn along the way. For more, visit bellwether.org.



© 2023 Bellwether

- © This report carries a Creative Commons license, which permits noncommercial re-use of content when proper attribution is provided. This means you are free to copy, display and distribute this work, or include content from this report in derivative works, under the following conditions:
- ① **Attribution.** You must clearly attribute the work to Bellwether and provide a link back to the publication at www.bellwether.org.
 - ③ **Noncommercial.** You may not use this work for commercial purposes without explicit prior permission from Bellwether.
 - ④ **Share Alike.** If you alter, transform, or build upon this work, you may distribute the resulting work only under a license identical to this one.

For the full legal code of this Creative Commons license, please visit www.creativecommons.org. If you have any questions about citing or reusing Bellwether content, please contact us.